

TURKEY



TABLE OF CONTENTS

Turkey



Table of Contents

Population

- [07](#) Total population of Turkey 2022
- [08](#) Population growth in Turkey 2017
- [09](#) Fertility rate in Turkey 2016
- [10](#) Life expectancy at birth in Turkey 2016
- [11](#) Age structure in Turkey 2017
- [12](#) Median age of the population in Turkey 1950-2020
- [13](#) Death rate in Turkey 2016
- [14](#) Infant mortality rate in Turkey 2016
- [15](#) Urbanization in Turkey 2017
- [16](#) Literacy rate in Turkey 2015

Economy

- [18](#) Gross domestic product (GDP) in Turkey 2022
- [19](#) Gross domestic product (GDP) per capita in Turkey 2022
- [20](#) Gross domestic product (GDP) growth in Turkey 2022
- [21](#) Share of Turkey in the global GDP adjusted for purchasing power parity 2022
- [22](#) Share of economic sectors in gross domestic product in Turkey 2017

Table of Contents

- [23](#) Unemployment rate in Turkey 2017
- [24](#) Youth unemployment rate in Turkey in 2017
- [25](#) Inflation rate in Turkey 2022
- [26](#) Export of goods from Turkey 2017
- [27](#) Export of commodities from Turkey 2016
- [28](#) Main export partners of Turkey 2017
- [29](#) Import of goods to Turkey 2017
- [30](#) Import of commodities to Turkey 2016
- [31](#) Main import partners of Turkey 2017
- [32](#) Trade balance of Turkey 2017
- [33](#) Made-In Index: Attributes associated with products made in Turkey 2017
- [34](#) Made-In Country Index: perception of products made in Turkey, by country 2017
- [35](#) Perception of products made in selected countries in Turkey 2017

Finances

- [37](#) National debt of Turkey 2022
- [38](#) National debt in Turkey in relation to gross domestic product (GDP) 2022
- [39](#) Ratio of military expenditure to gross domestic product (GDP) in Turkey 2017
- [40](#) Ratio of government expenditure in relation to gross domestic product (GDP) in Turkey

Table of Contents

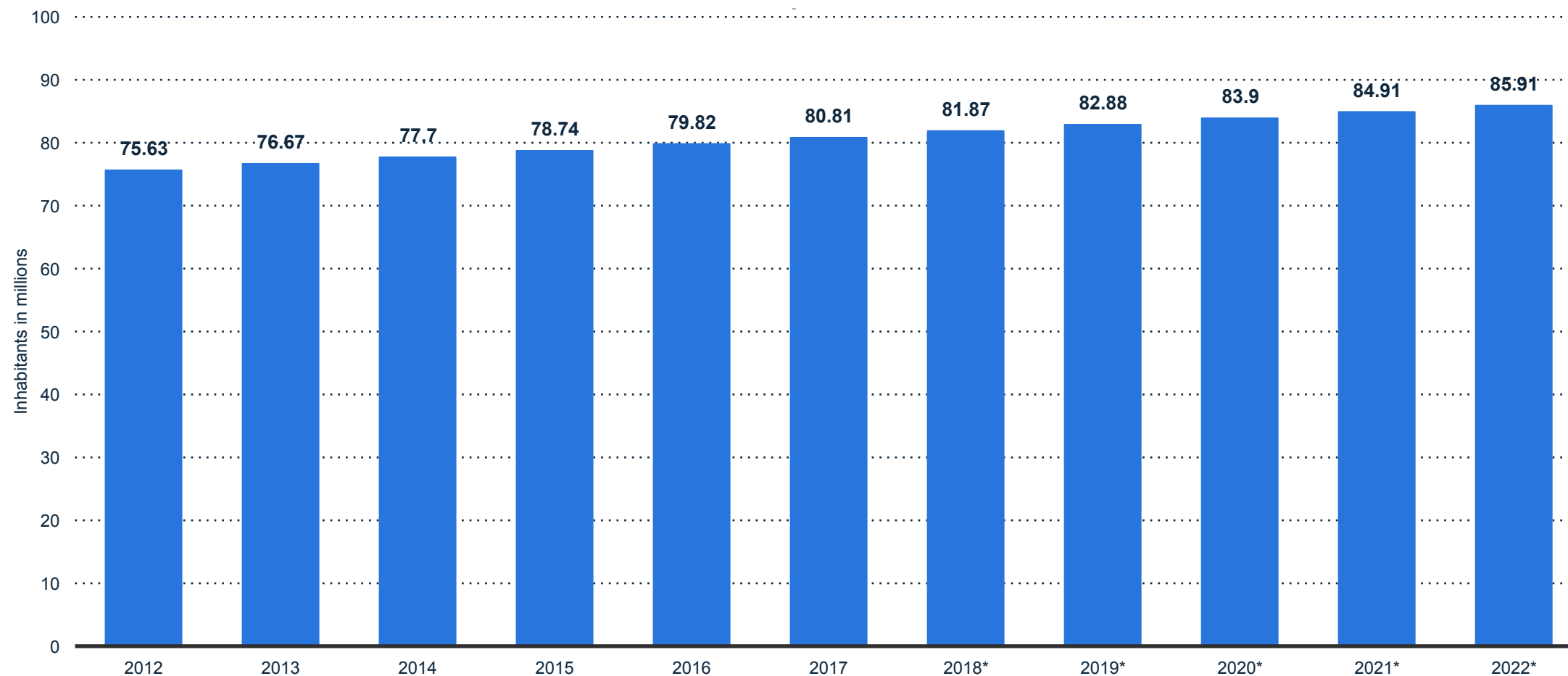
[41](#) Budget balance of Turkey in relation to gross domestic product 2022

POPULATION

Turkey

Turkey: Total population from 2012 to 2022 (in million inhabitants)

Total population of Turkey 2022



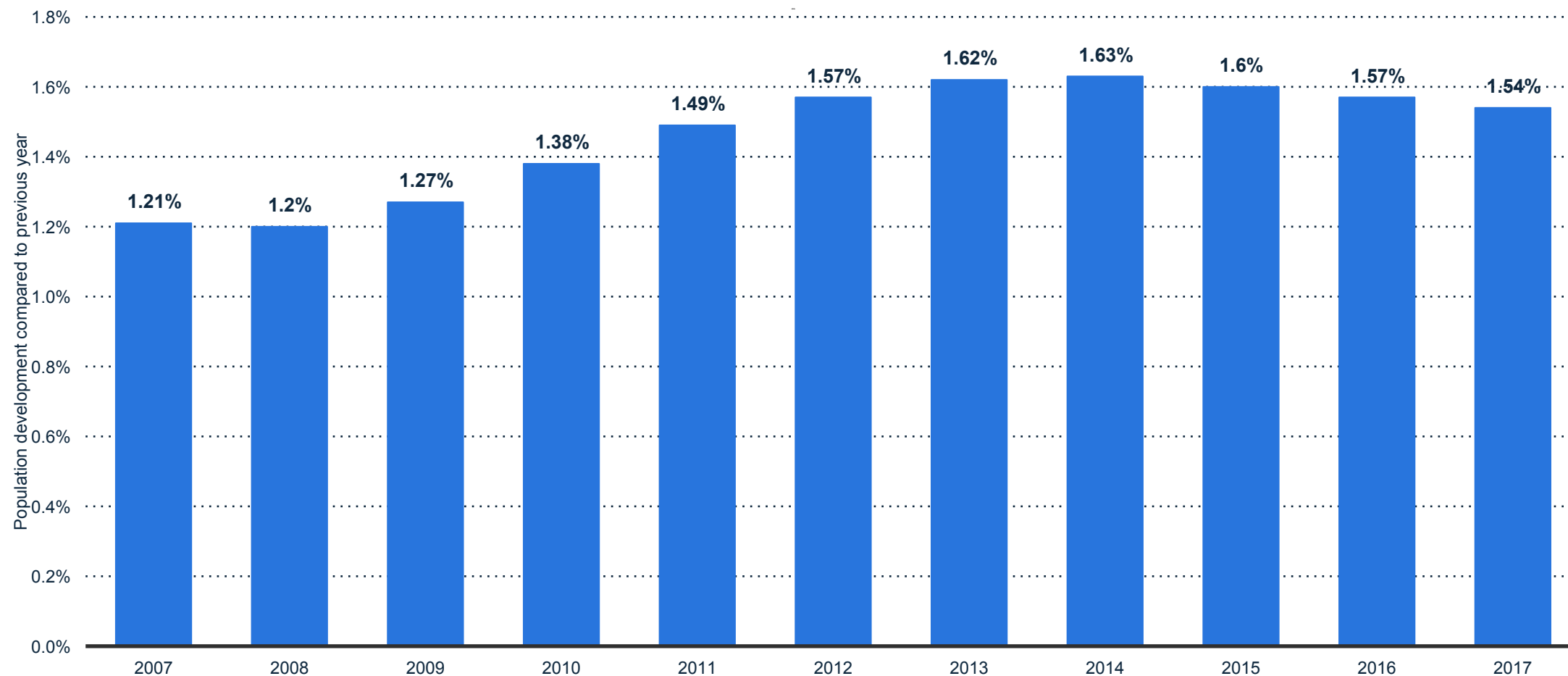
Note: Turkey

Further information regarding this statistic can be found on [page 43](#).

Source(s): IMF; [ID 263753](#).

Turkey: Population growth from 2007 to 2017 (compared to previous year)

Population growth in Turkey 2017



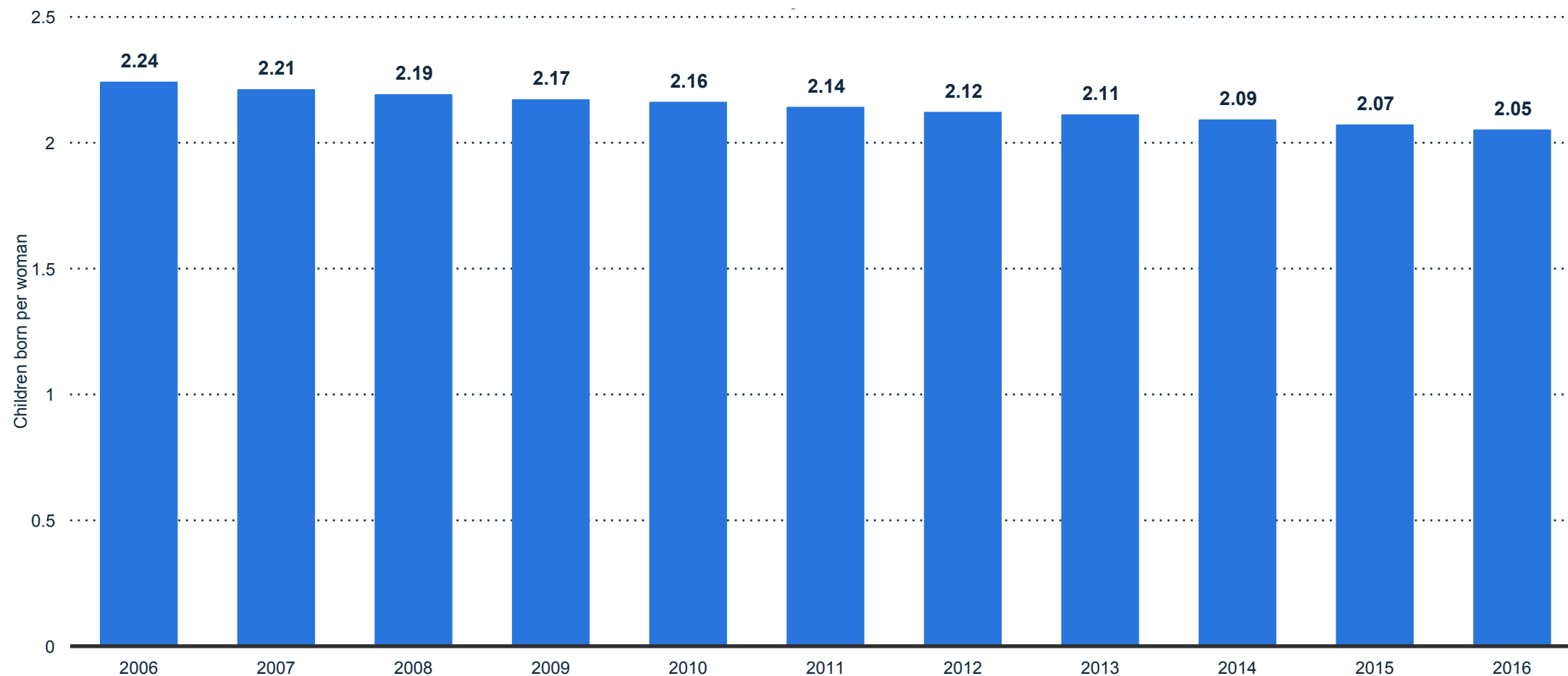
Note: Turkey

Further information regarding this statistic can be found on [page 44](#).

Source(s): World Bank; [ID 255454](#)

Turkey: Fertility rate from 2006 to 2016

Fertility rate in Turkey 2016



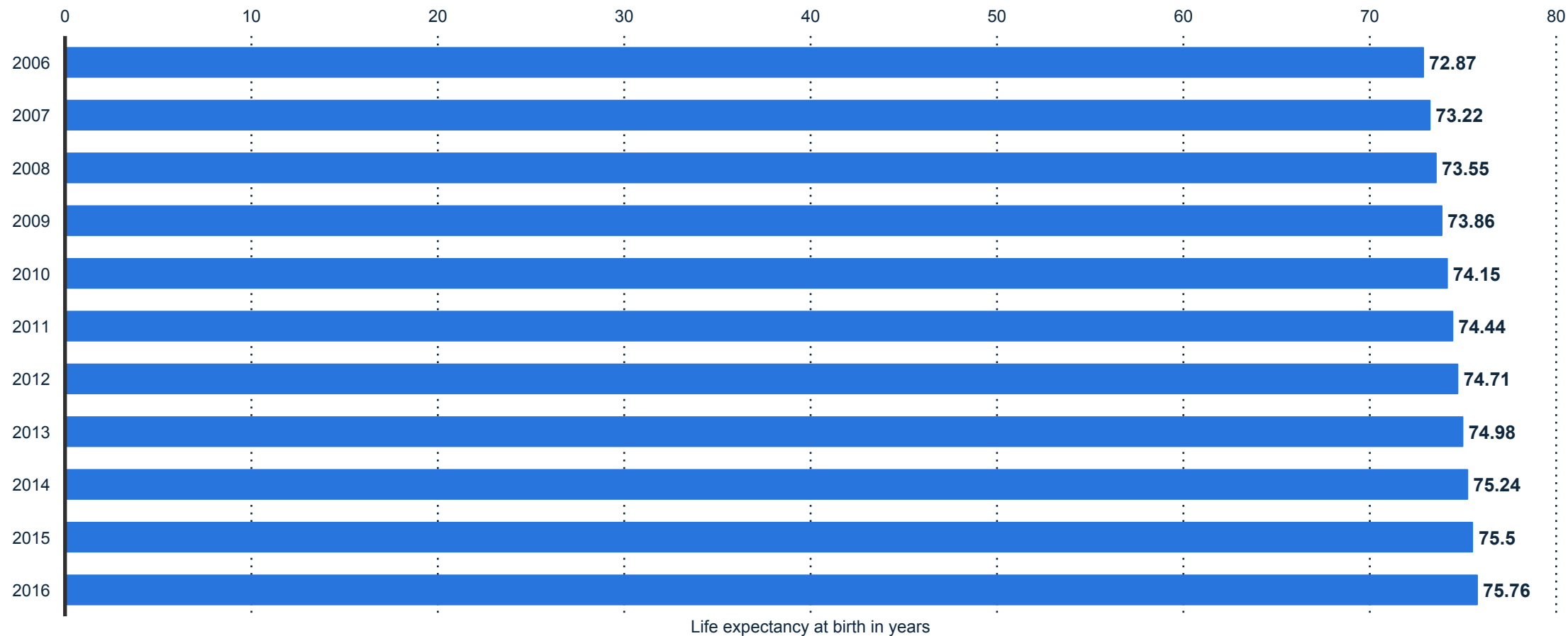
Note: Turkey

Further information regarding this statistic can be found on [page 45](#).

Source(s): World Bank; [ID 255459](#)

Turkey: Life expectancy at birth from 2006 to 2016

Life expectancy at birth in Turkey 2016



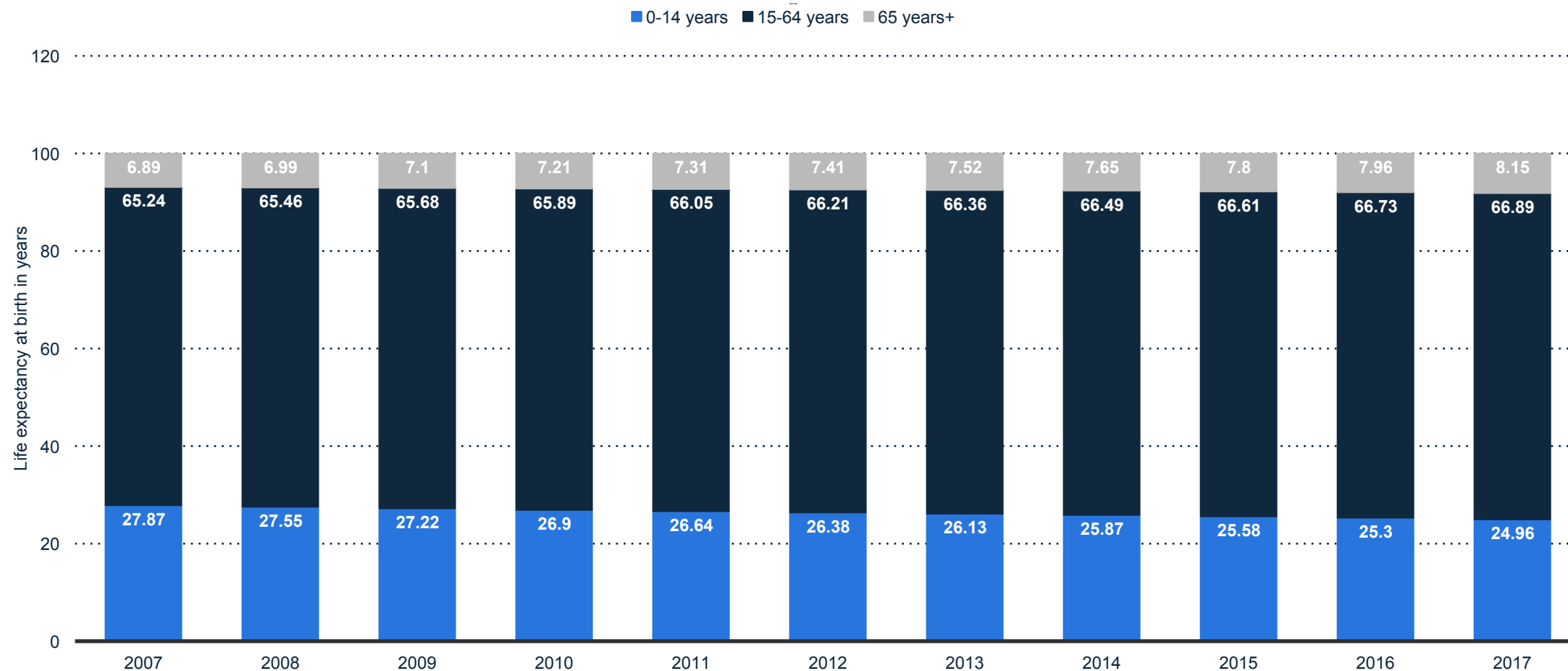
Note: Turkey

Further information regarding this statistic can be found on [page 46](#).

Source(s): World Bank; [ID 255471](#)

Turkey: Age structure from 2007 to 2017 (in years)

Age structure in Turkey 2017



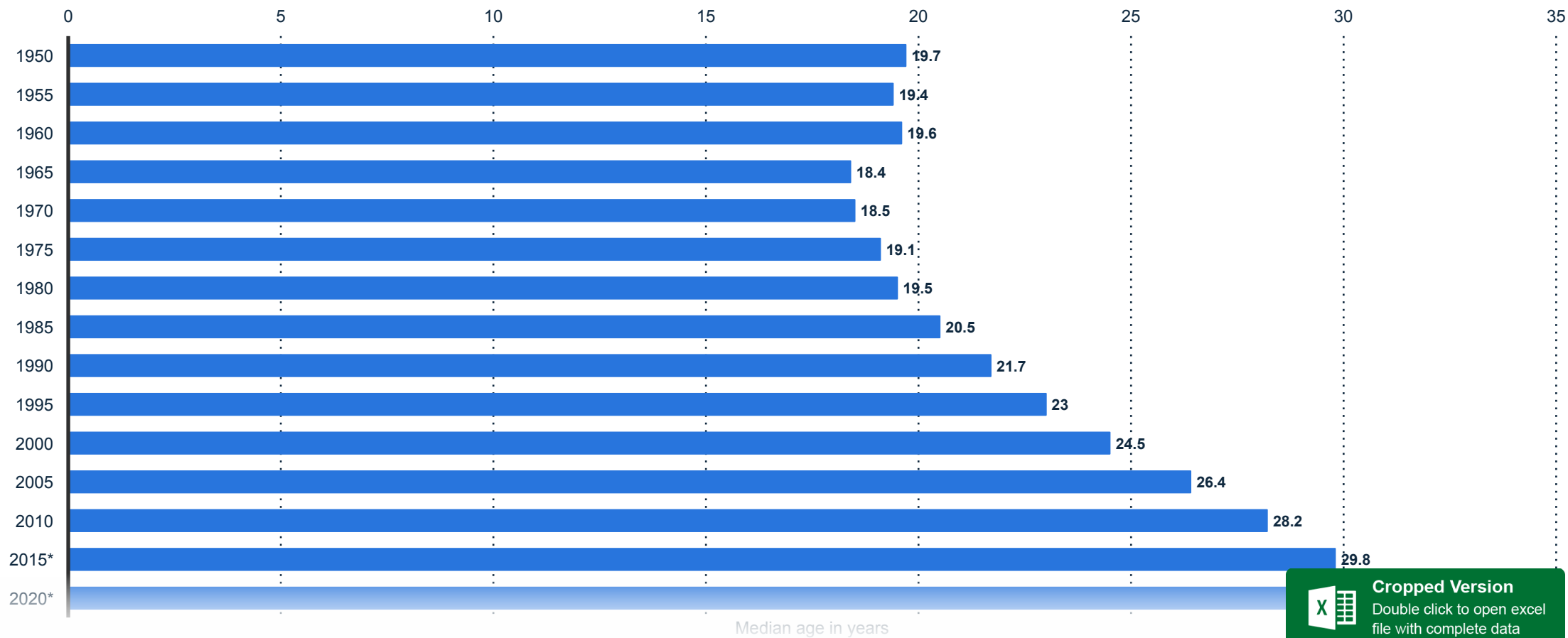
Note: Turkey

Further information regarding this statistic can be found on [page 47](#).

Source(s): World Bank; [ID 255474](#)

Turkey: Median age of the population from 1950 to 2020 (in years)

Median age of the population in Turkey 1950-2020



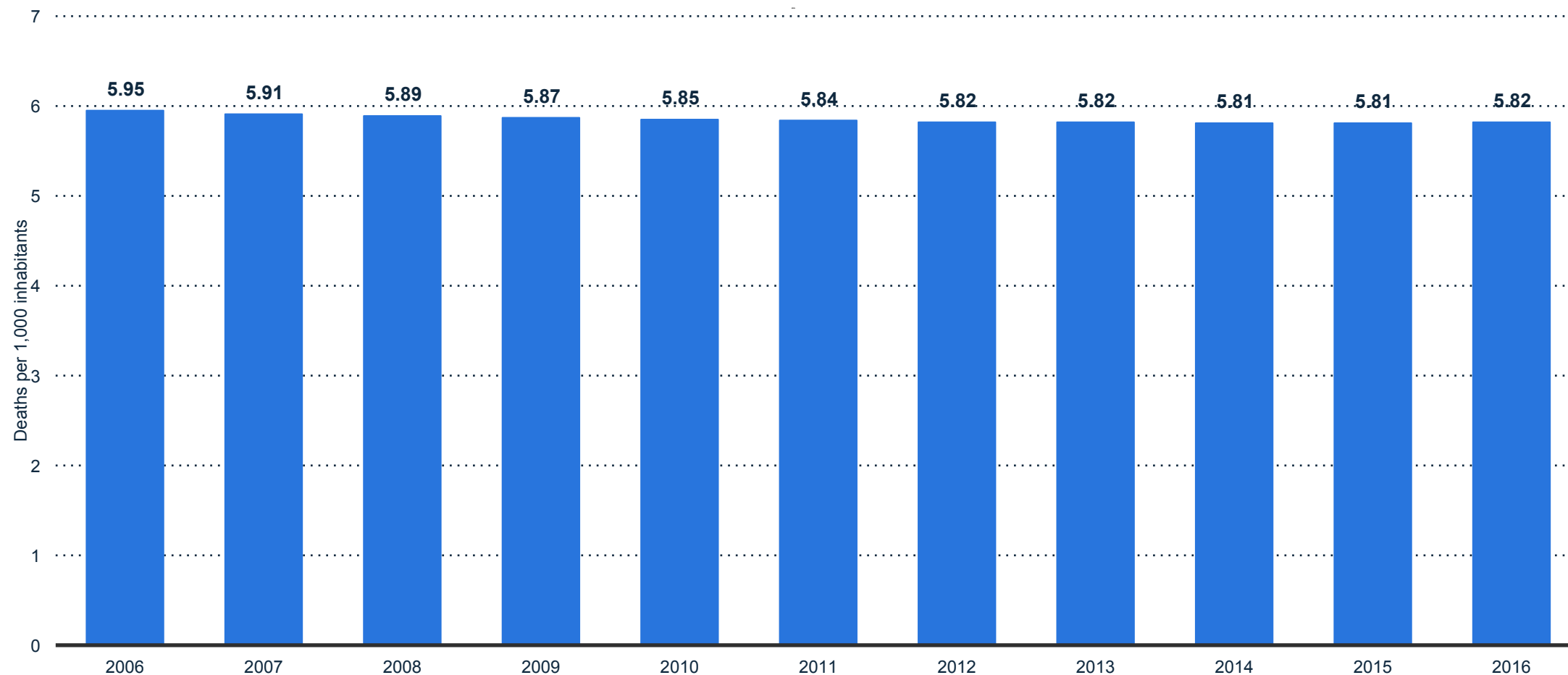
Note: Turkey

Further information regarding this statistic can be found on [page 48](#).

Source(s): WTO; [ID_255480](#)

Turkey: Death rate from 2006 to 2016 (in deaths per 1,000 inhabitants)

Death rate in Turkey 2016



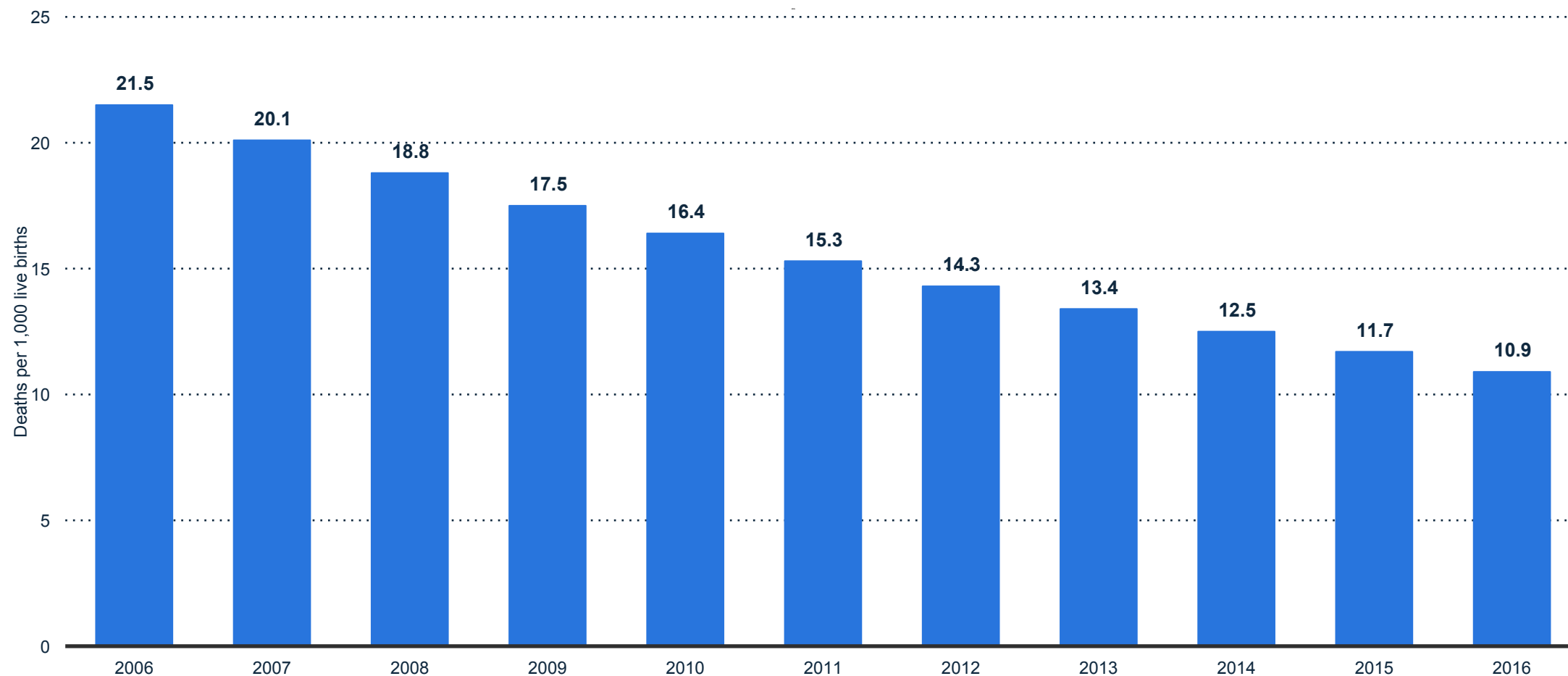
Note: Turkey

Further information regarding this statistic can be found on [page 49](#).

Source(s): World Bank; [ID 581069](#)

Turkey: Infant mortality rate from 2006 to 2016 (in deaths per 1,000 live births)

Infant mortality rate in Turkey 2016



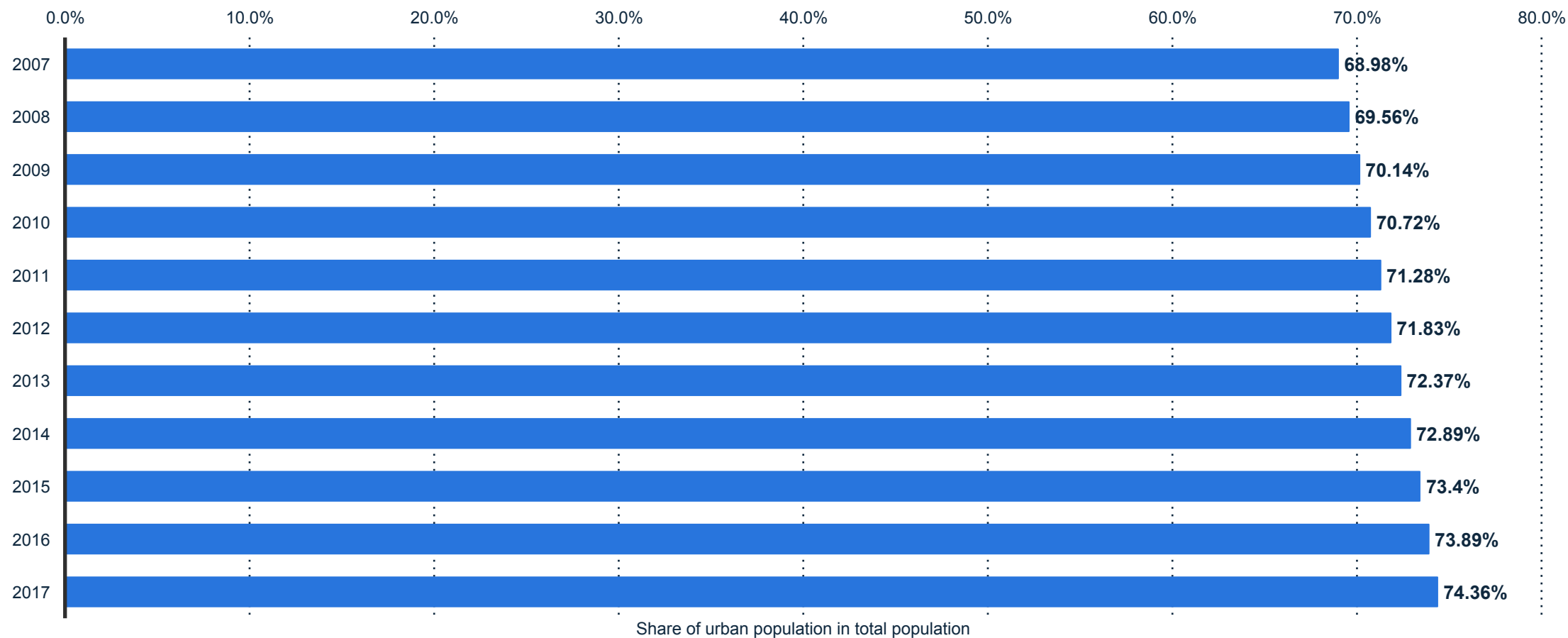
Note: Turkey

Further information regarding this statistic can be found on [page 50](#).

Source(s): World Bank; [ID 807826](#)

Turkey: Urbanization from 2007 to 2017

Urbanization in Turkey 2017



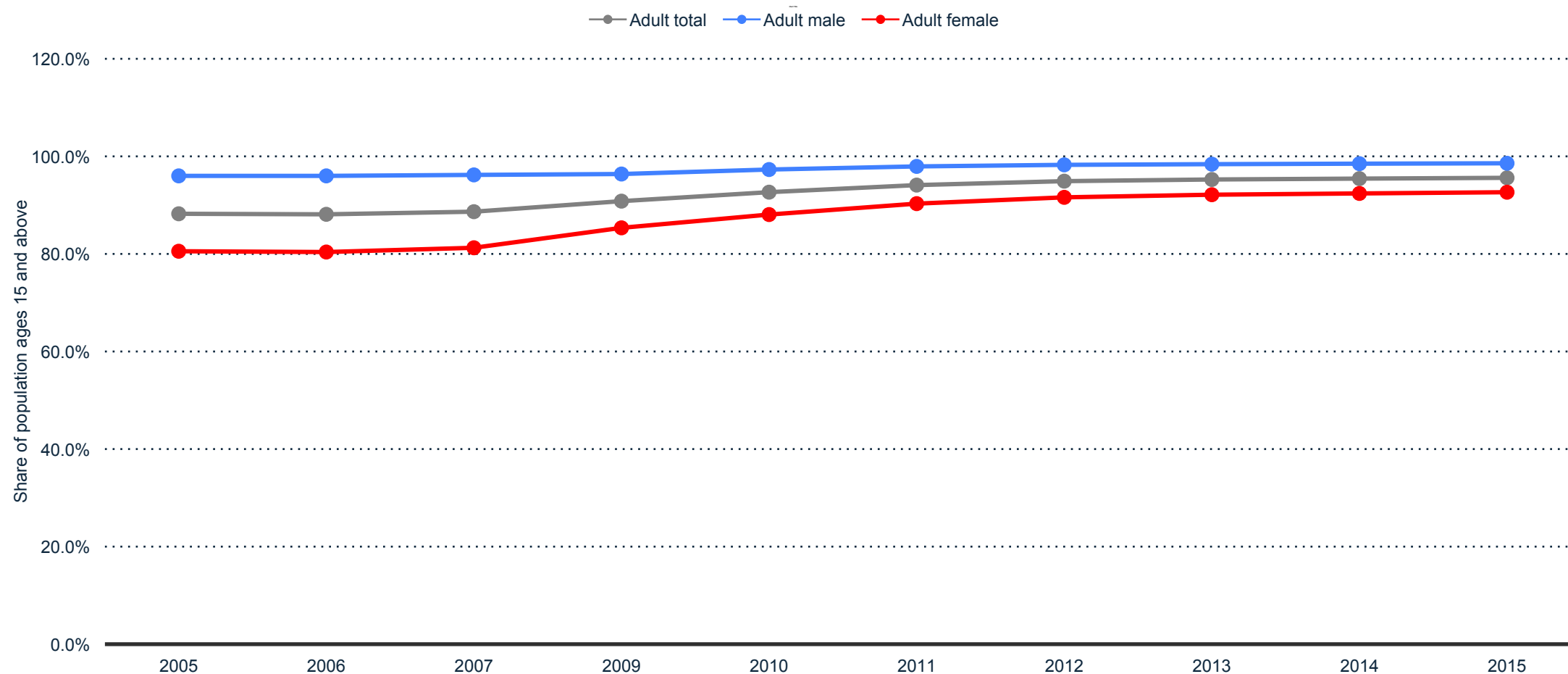
Note: Turkey; 2007 to 2017

Further information regarding this statistic can be found on [page 51](#).

Source(s): World Bank; [ID 255487](#)

Turkey: Literacy rate from 2005 to 2015, total and by gender

Literacy rate in Turkey 2015



Note: Turkey

Further information regarding this statistic can be found on [page 52](#).

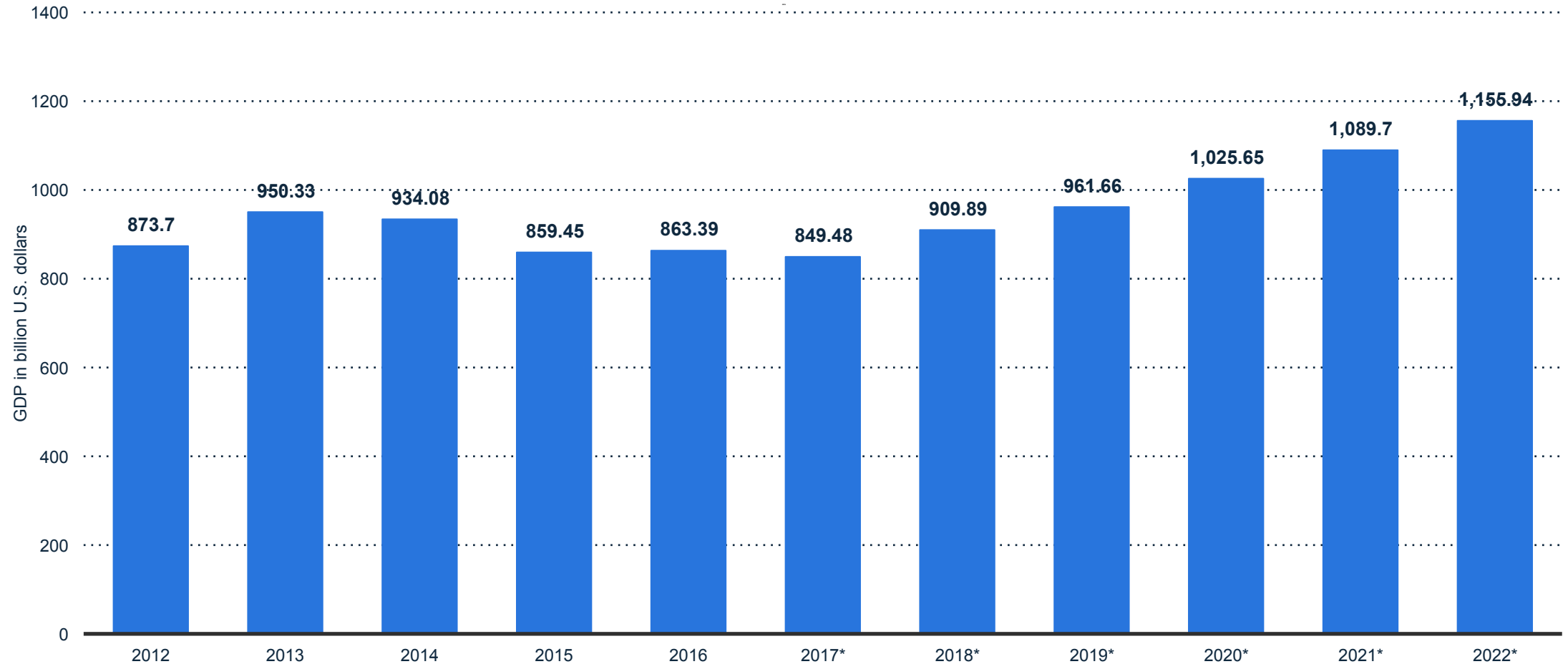
Source(s): World Bank; [ID 575187](#)

ECONOMY

Turkey

Turkey: Gross domestic product (GDP) in current prices from 2012 to 2022 (in billion U.S. dollars)

Gross domestic product (GDP) in Turkey 2022



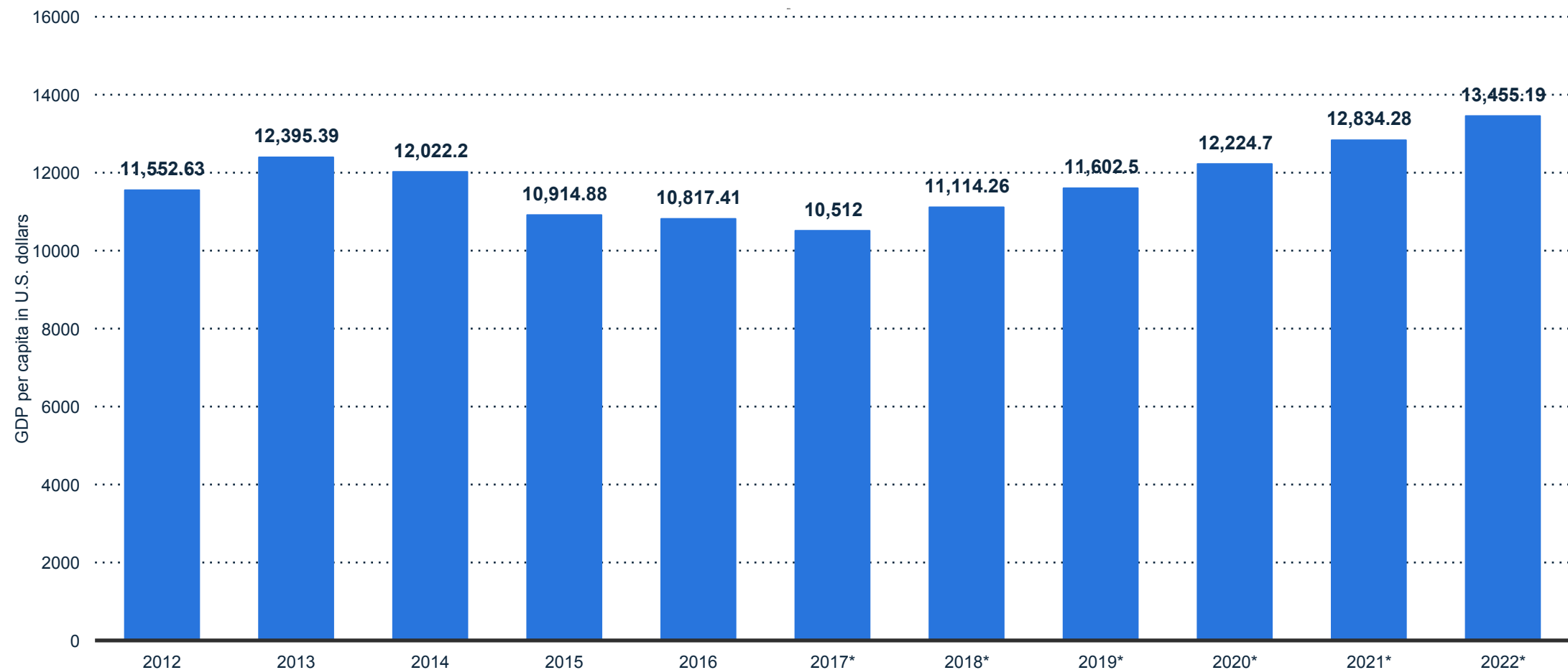
Note: Turkey

Further information regarding this statistic can be found on [page 53](#).

Source(s): IMF; [ID 263757](#).

Turkey: Gross domestic product (GDP) per capita in current prices from 2012 to 2022 (in U.S. dollars)

Gross domestic product (GDP) per capita in Turkey 2022



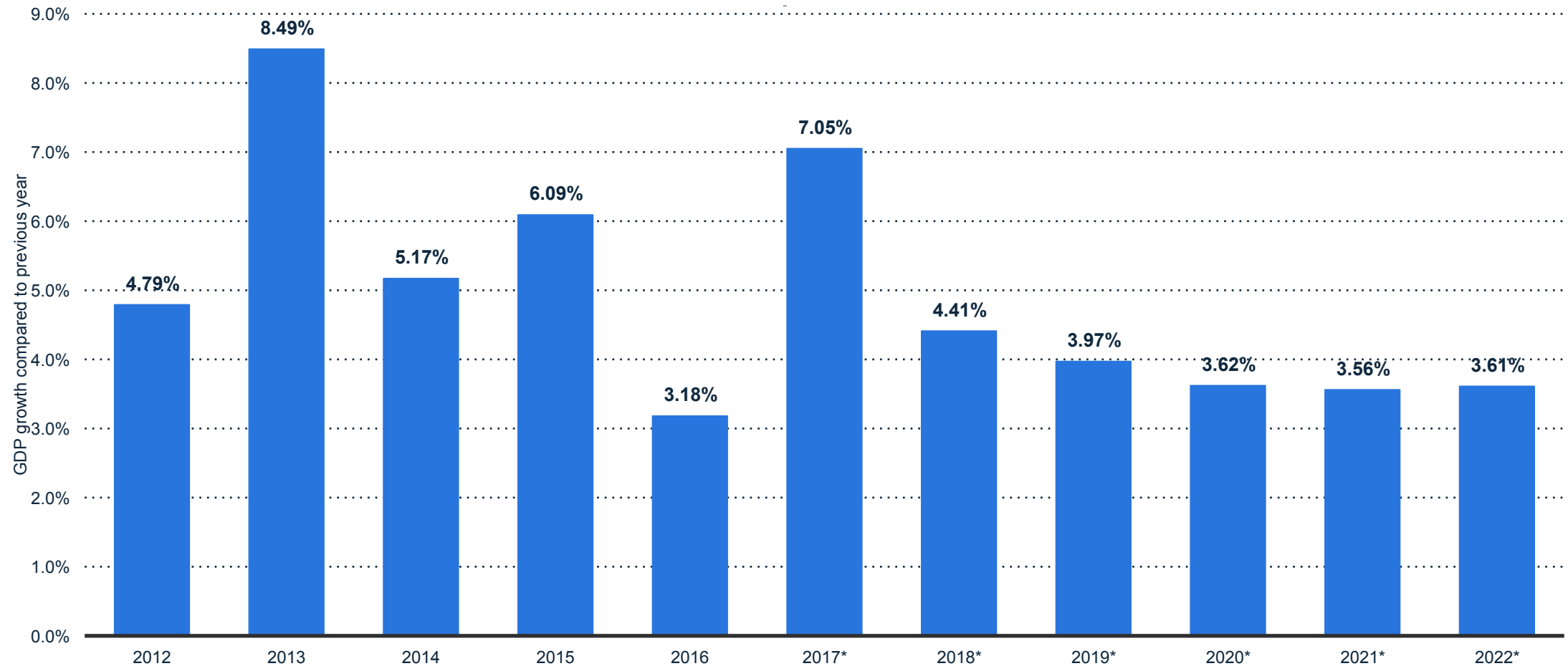
Note: Turkey

Further information regarding this statistic can be found on [page 54](#).

Source(s): IMF; [ID 263599](#)

Turkey: Growth of the real gross domestic product (GDP) from 2012 to 2022 (compared to the previous year)

Gross domestic product (GDP) growth in Turkey 2022



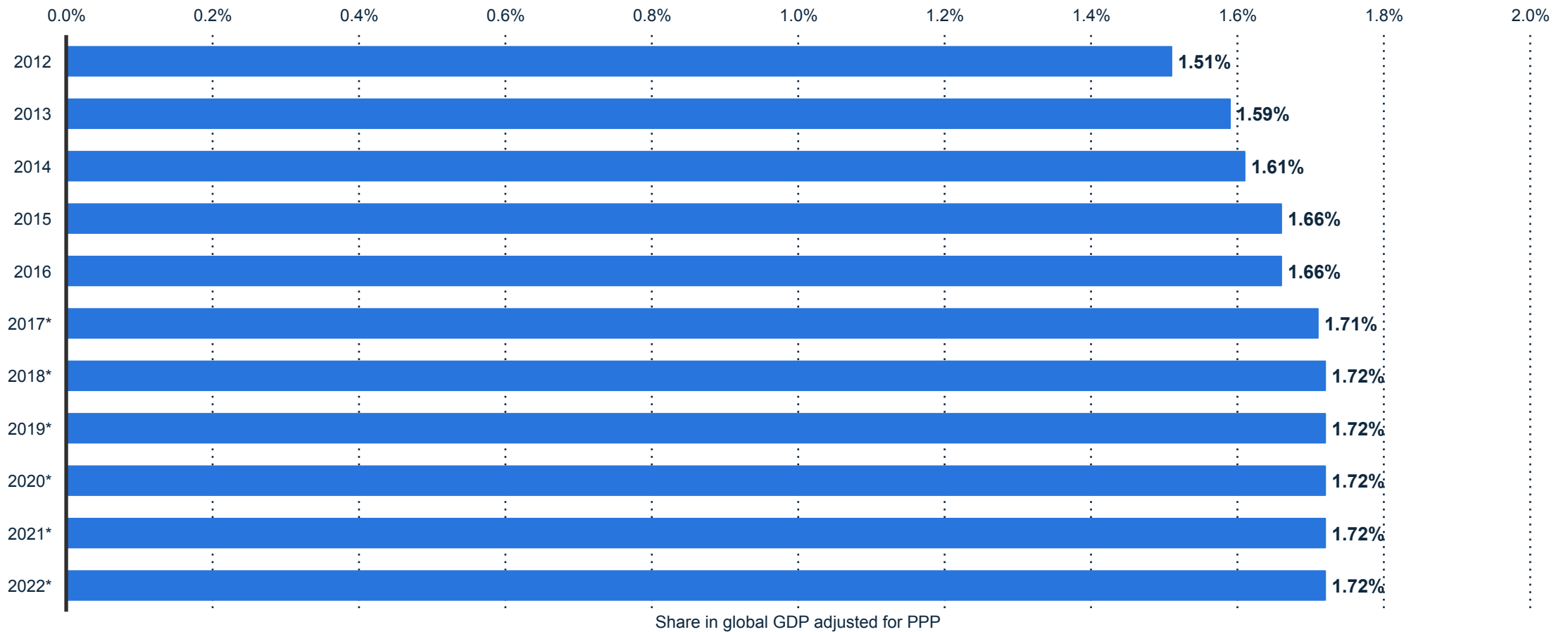
Note: Turkey

Further information regarding this statistic can be found on [page 55](#).

Source(s): IMF; [ID 263612](#)

Turkey: Share in the global gross domestic product (GDP), adjusted for purchasing power parity, from 2012 to 2022

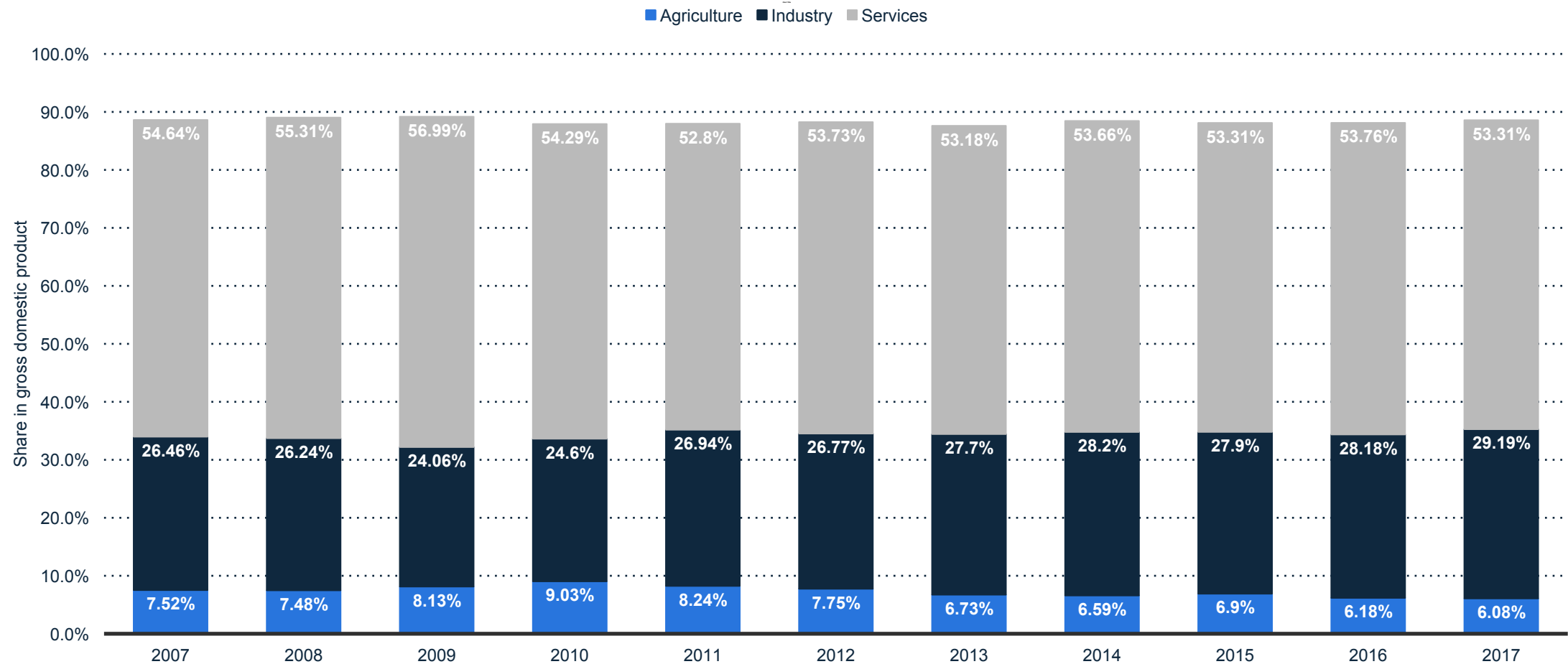
Share of Turkey in the global GDP adjusted for purchasing power parity 2022



Note: Turkey; 2012 to 2016
Further information regarding this statistic can be found on [page 56](#).
Source(s): IMF; [ID 255492](#)

Turkey: Share of economic sectors in gross domestic product (GDP) from 2007 to 2017

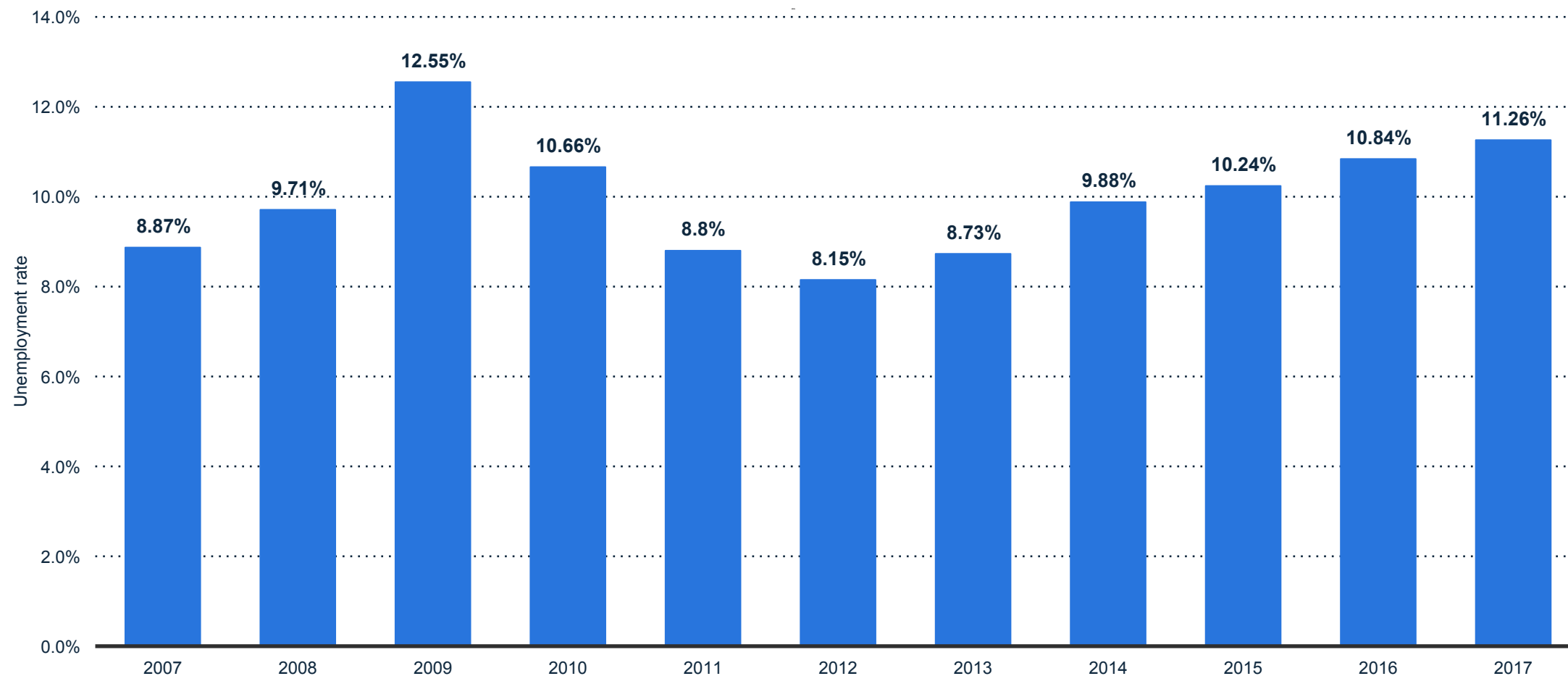
Share of economic sectors in gross domestic product in Turkey 2017



Note: Turkey; 2007 to 2017
Further information regarding this statistic can be found on [page 57](#).
Source(s): World Bank; [ID 255494](#)

Turkey: Unemployment rate from 2007 to 2017

Unemployment rate in Turkey 2017



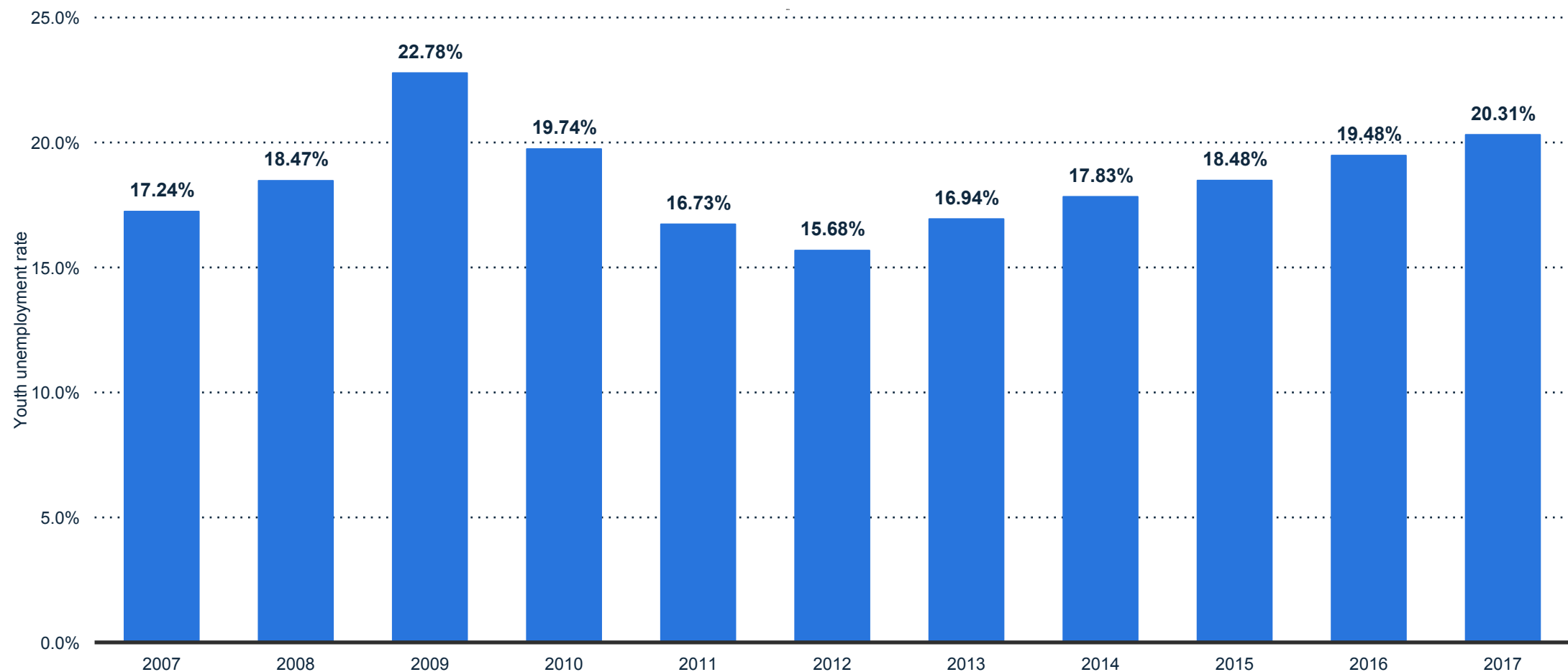
Note: Turkey

Further information regarding this statistic can be found on [page 58](#).

Source(s): World Bank; [ID 263708](#)

Turkey: Youth unemployment rate from 2007 to 2017

Youth unemployment rate in Turkey in 2017



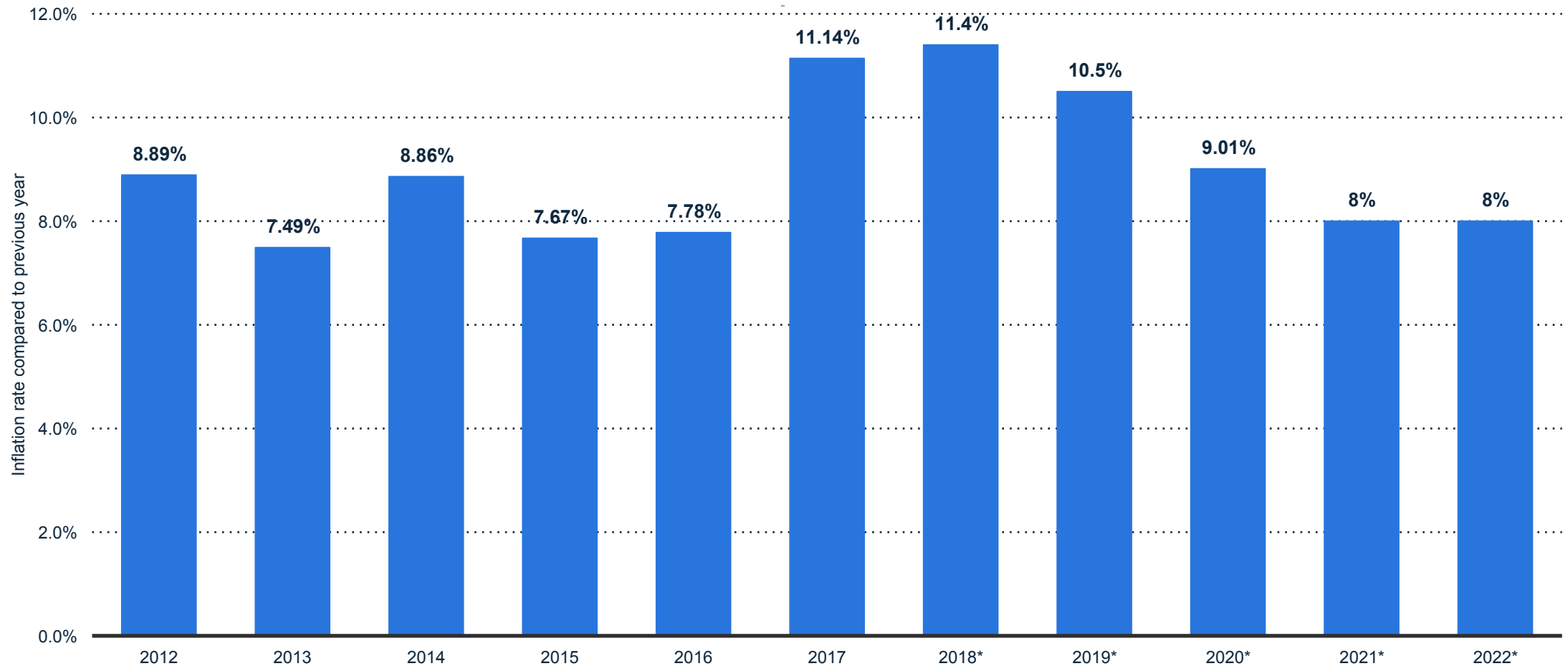
Note: Turkey; 15-24 years

Further information regarding this statistic can be found on [page 59](#).

Source(s): World Bank; [ID 813118](#)

Turkey: Inflation rate from 2012 to 2022 (compared to the previous year)

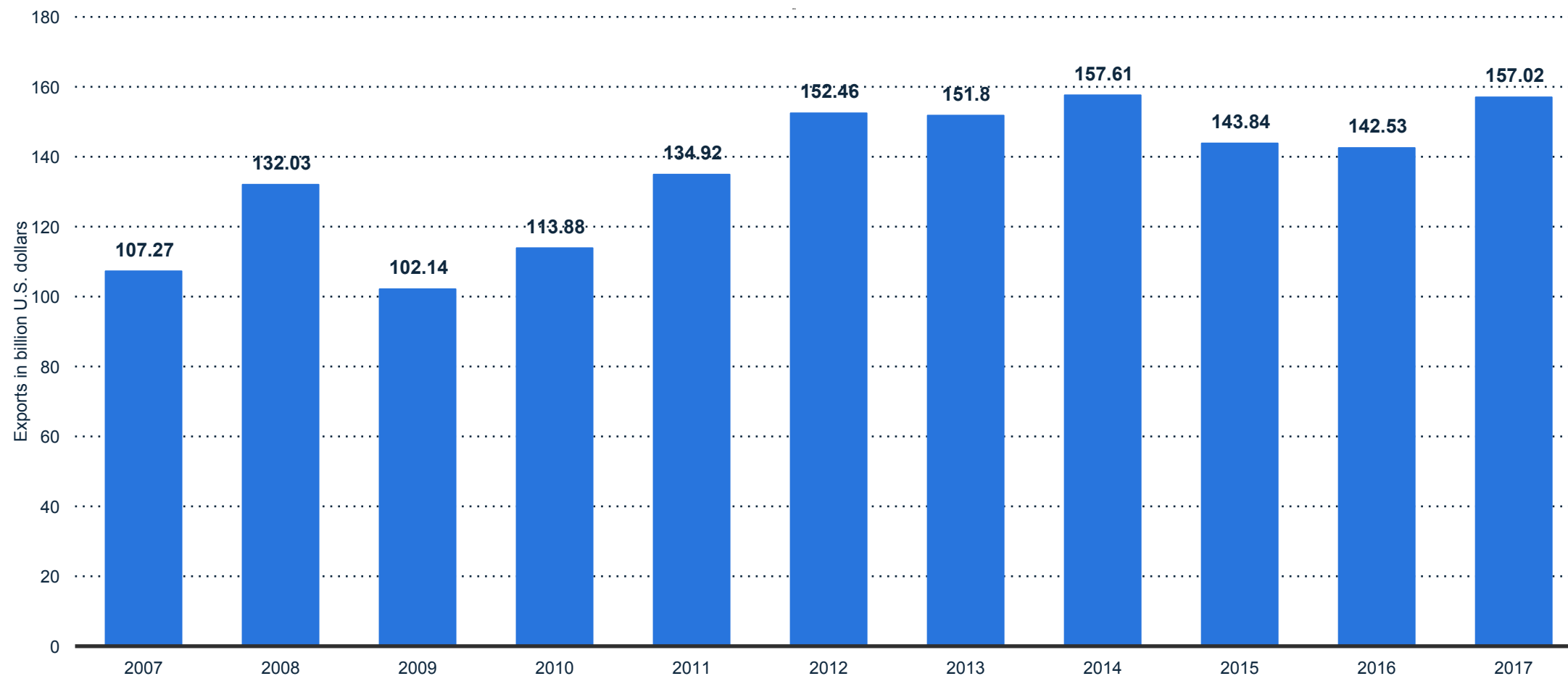
Inflation rate in Turkey 2022



Note: Turkey
Further information regarding this statistic can be found on [page 60](#).
Source(s): IMF; [ID 277044](#)

Turkey: Export of goods from 2007 to 2017 (in billion U.S. dollars)

Export of goods from Turkey 2017



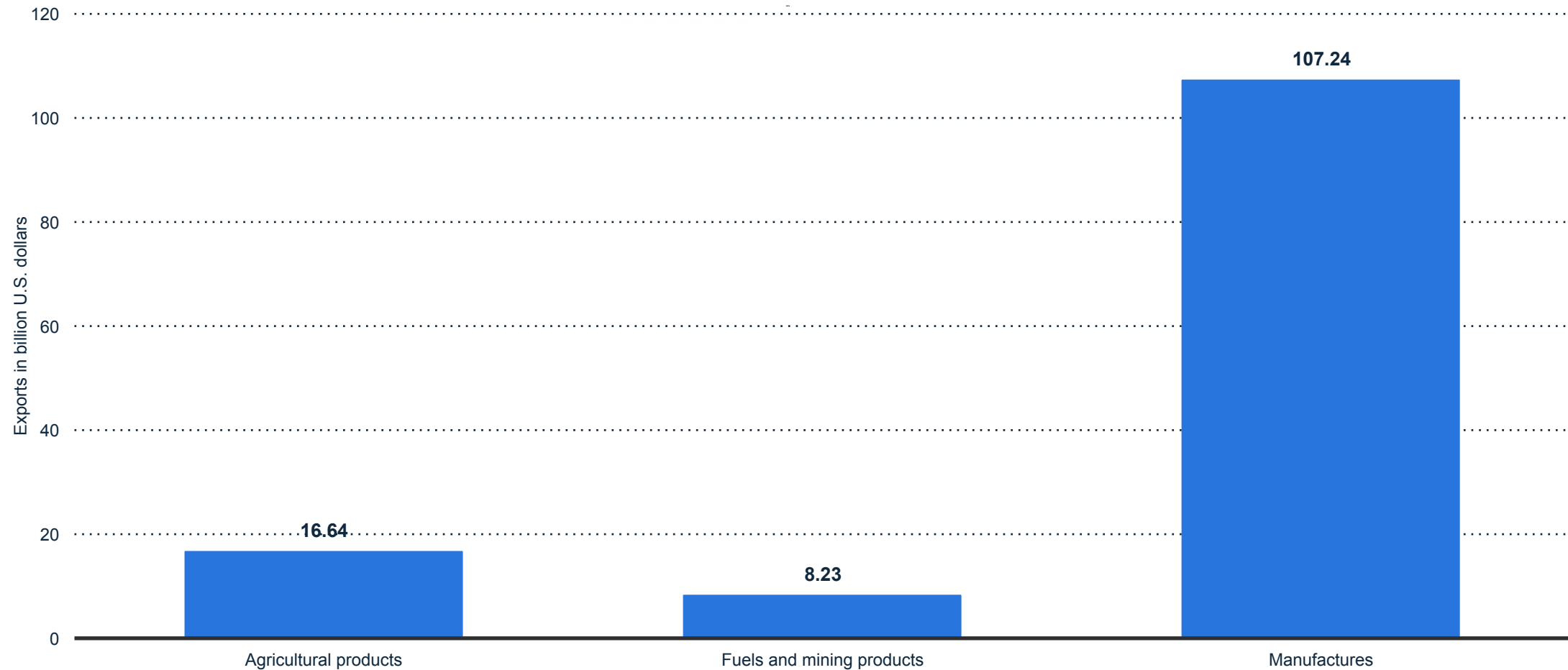
Note: Turkey

Further information regarding this statistic can be found on [page 61](#).

Source(s): WTO; [ID 255647](#)

Turkey: Export of commodities in 2016 (in billion U.S. dollars)

Export of commodities from Turkey 2016



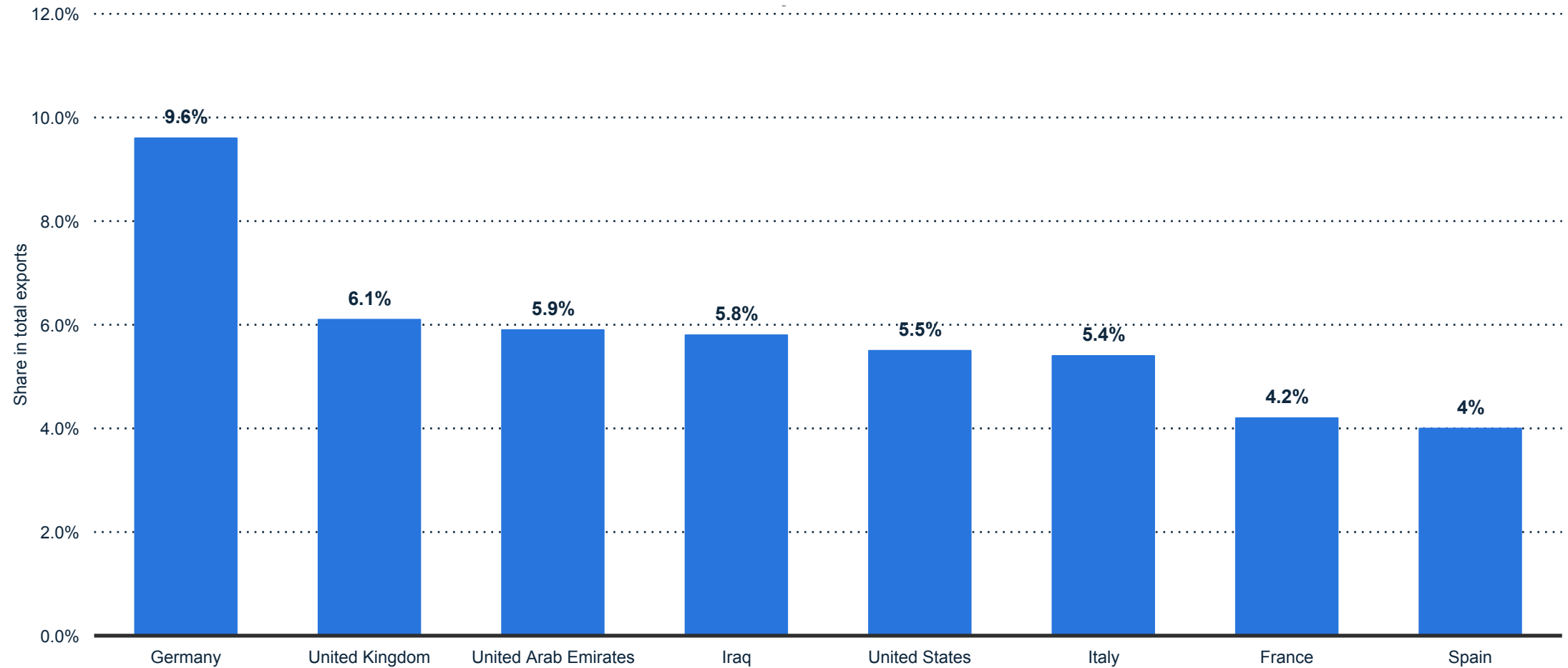
Note: Turkey

Further information regarding this statistic can be found on [page 62](#).

Source(s): WTO; [ID_824889](#)

Turkey: Main export partners in 2017

Main export partners of Turkey 2017



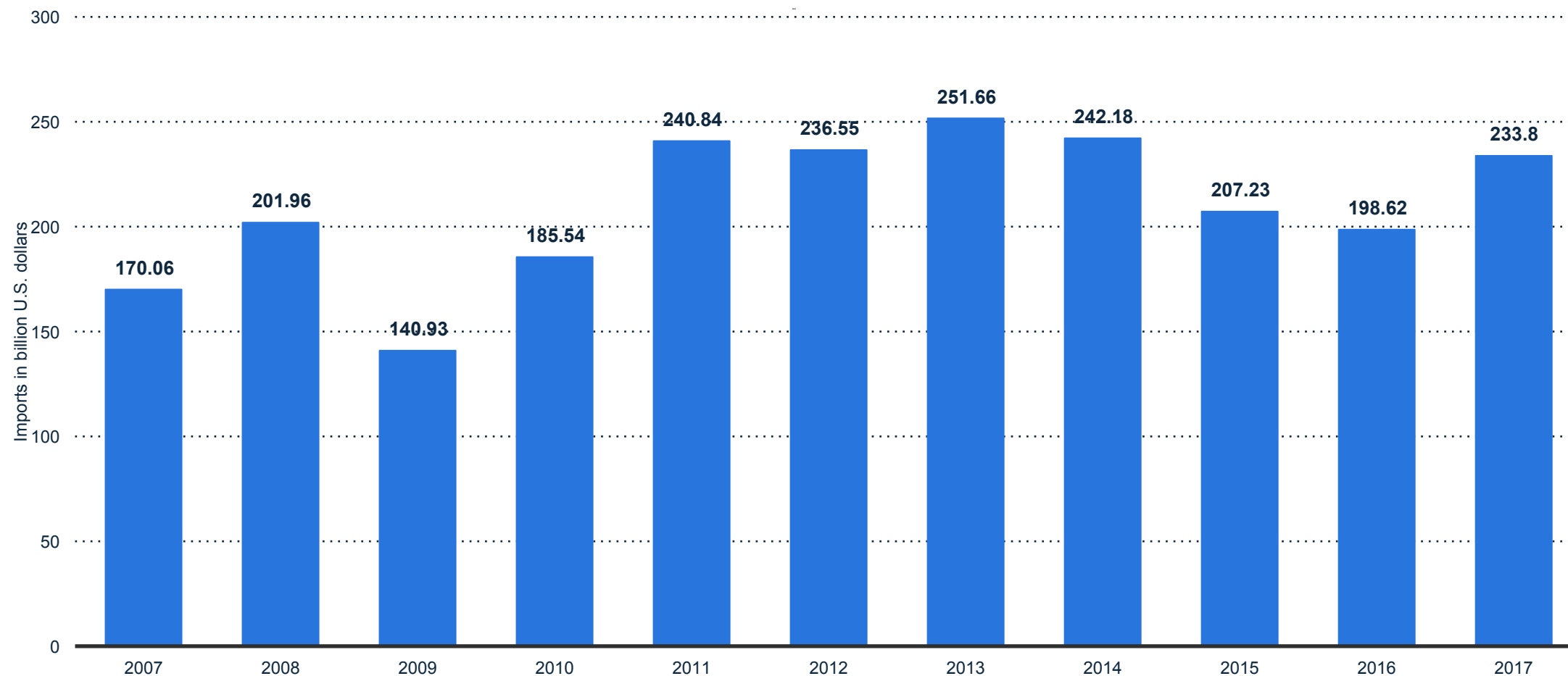
Note: Turkey; 2017

Further information regarding this statistic can be found on [page 63](#).

Source(s): CIA; [ID 255650](#)

Turkey: Import of goods from 2007 to 2017 (in billion U.S. dollars)

Import of goods to Turkey 2017



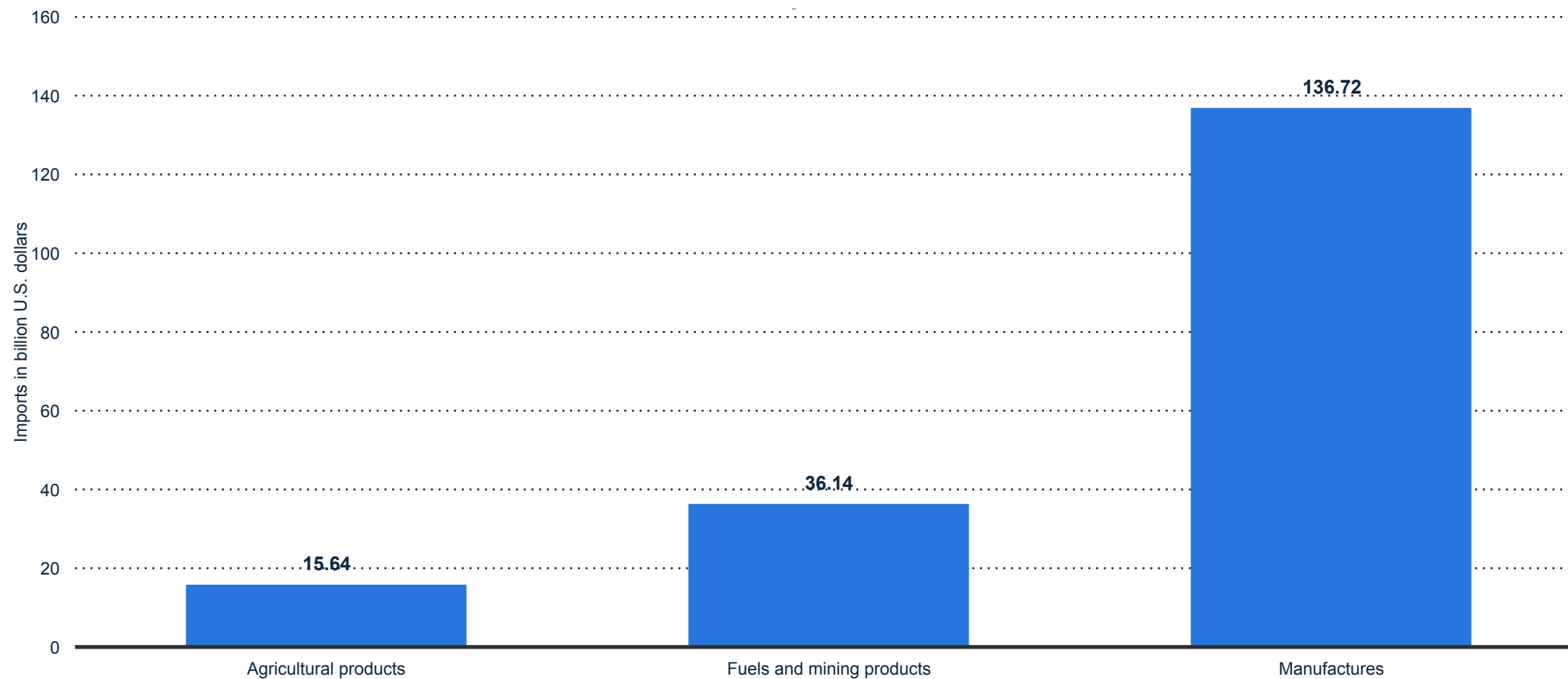
Note: Turkey

Further information regarding this statistic can be found on [page 64](#).

Source(s): WTO; [ID 255659](#)

Turkey: Import of commodities in 2016 (in billion U.S. dollars)

Import of commodities to Turkey 2016



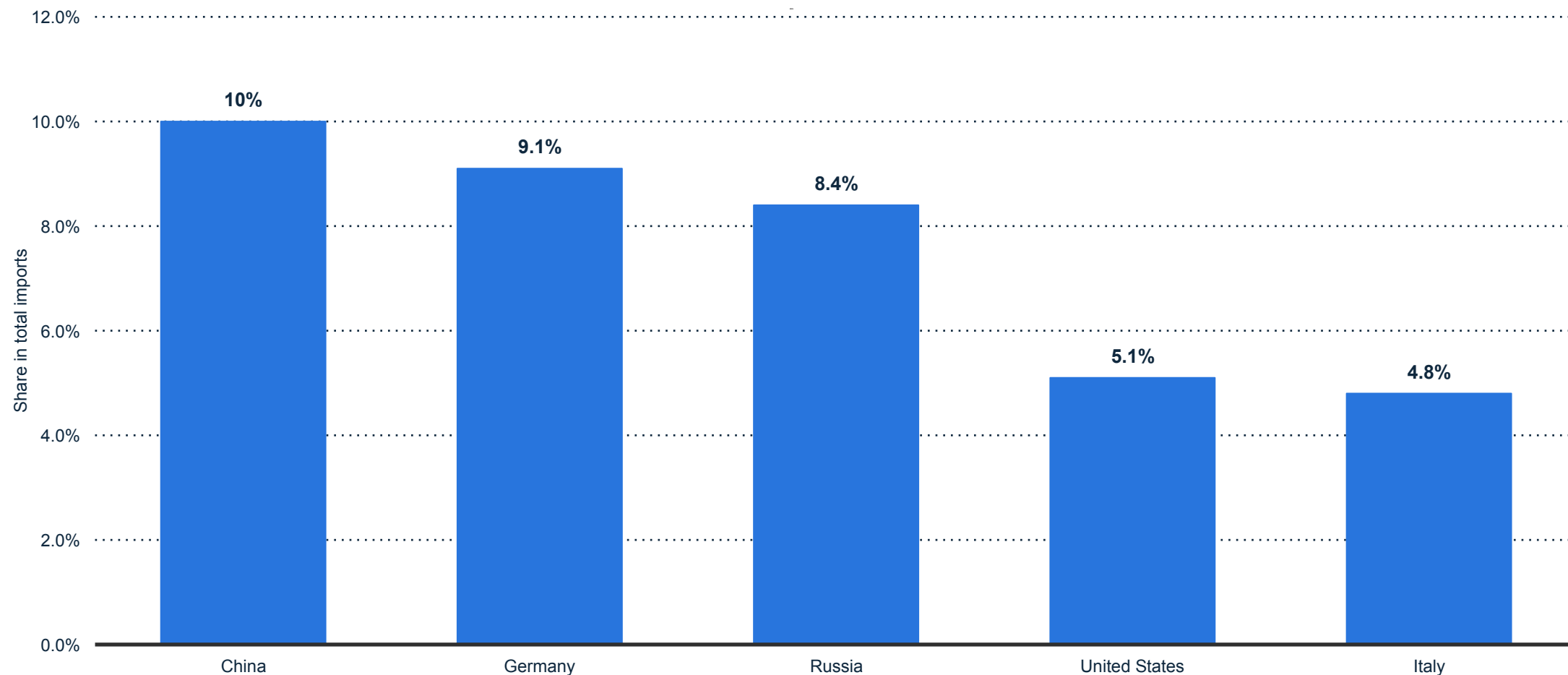
Note: Turkey

Further information regarding this statistic can be found on [page 65](#).

Source(s): WTO; [ID 824890](#)

Turkey: Main import partners in 2017

Main import partners of Turkey 2017



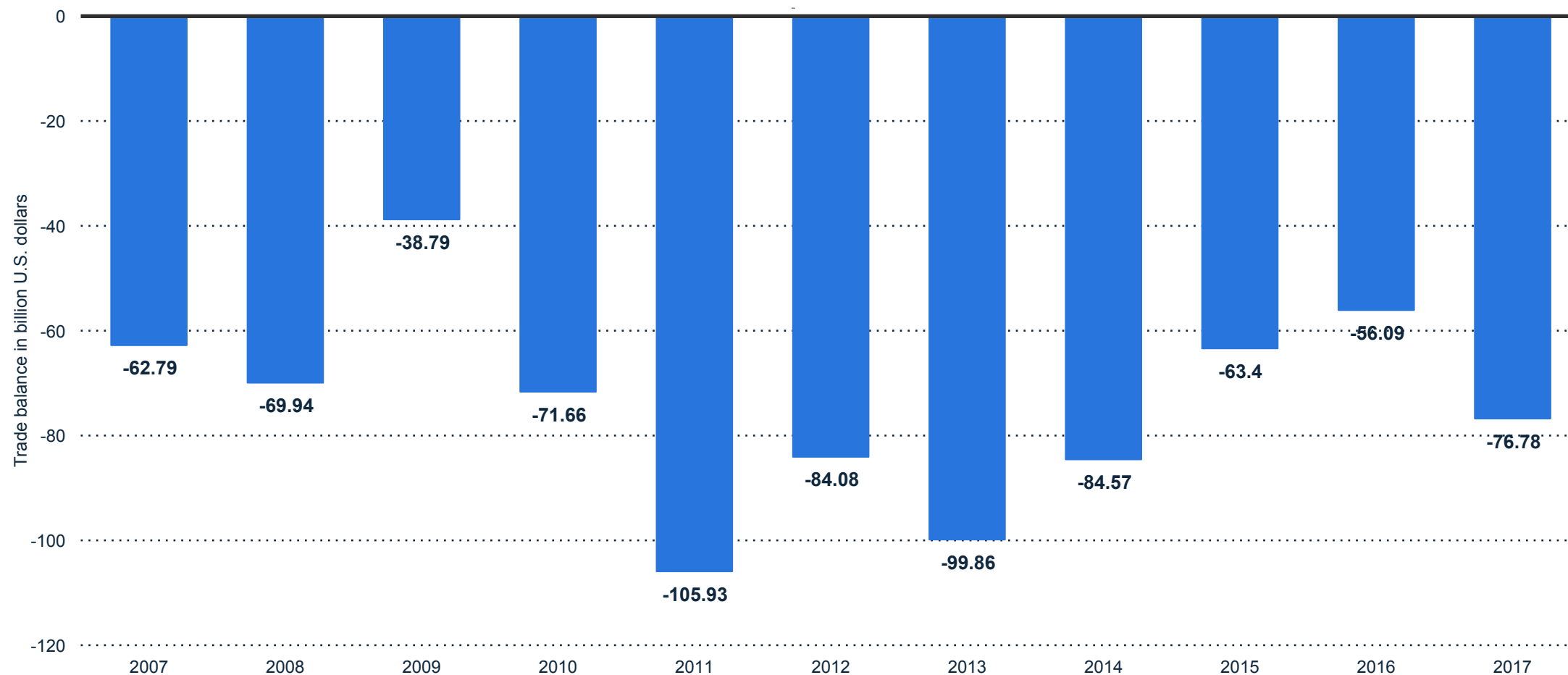
Note: Turkey; 2017

Further information regarding this statistic can be found on [page 66](#).

Source(s): CIA; [ID 255665](#)

Turkey: Trade balance from 2007 to 2017 (in billion U.S. dollars)

Trade balance of Turkey 2017



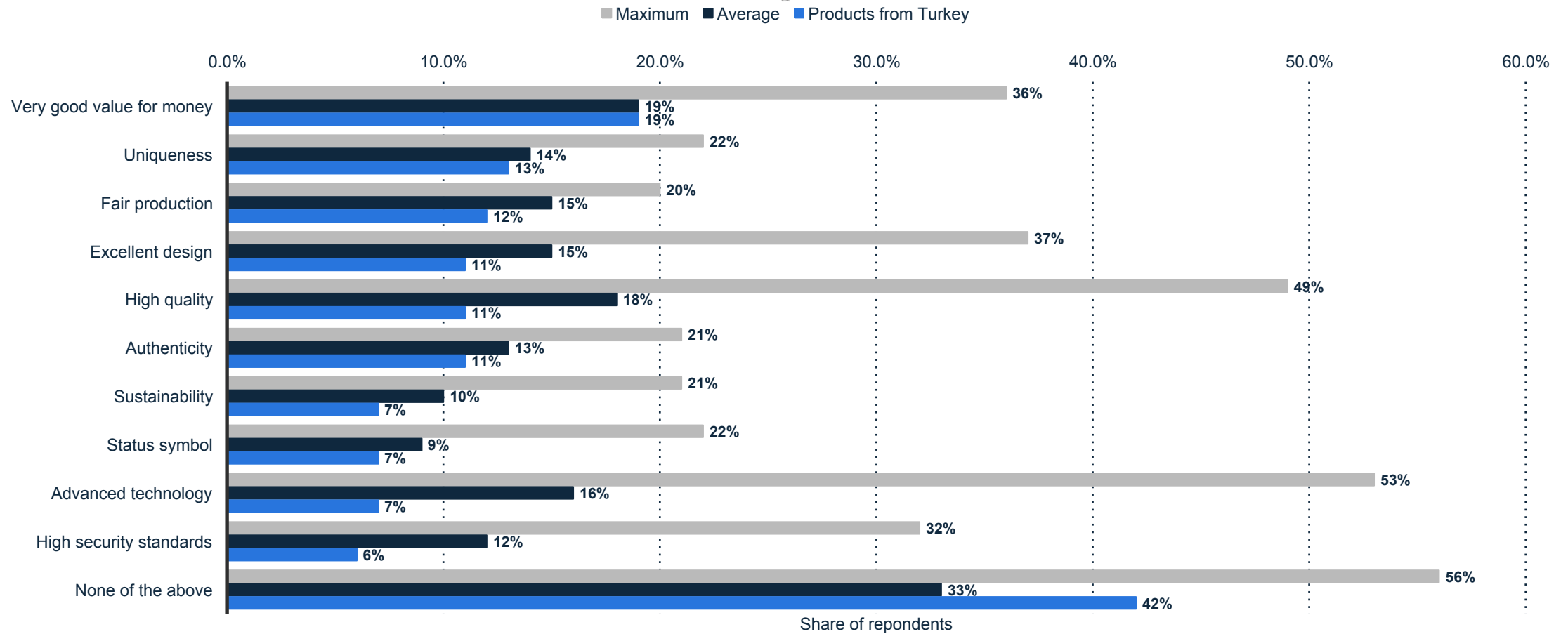
Note: Turkey

Further information regarding this statistic can be found on [page 67](#).

Source(s): WTO; [ID_263629](#)

Which attributes do you associate with products made in Turkey?

Made-In Index: Attributes associated with products made in Turkey 2017



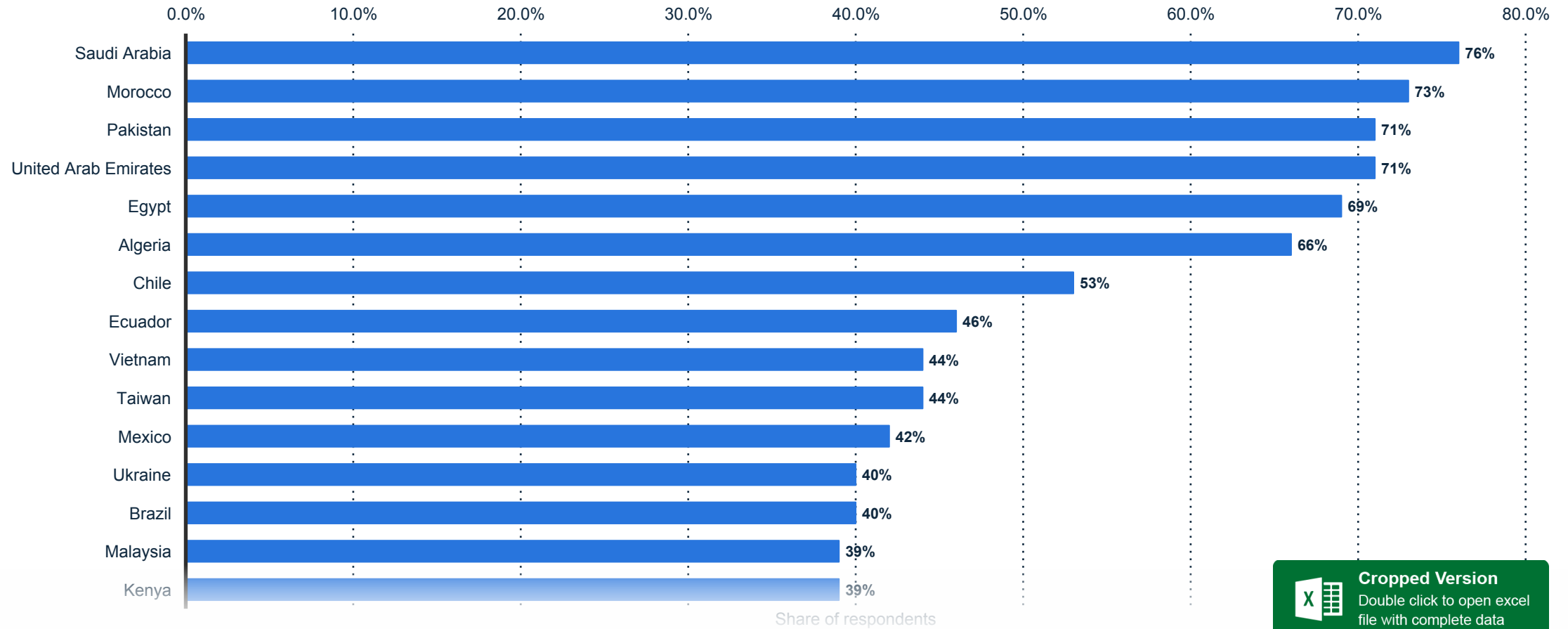
Note: Worldwide

Further information regarding this statistic can be found on [page 68](#).

Source(s): Statista Survey; [ID_683936](#)

Products made in Turkey: Perception in the year 2017, by country

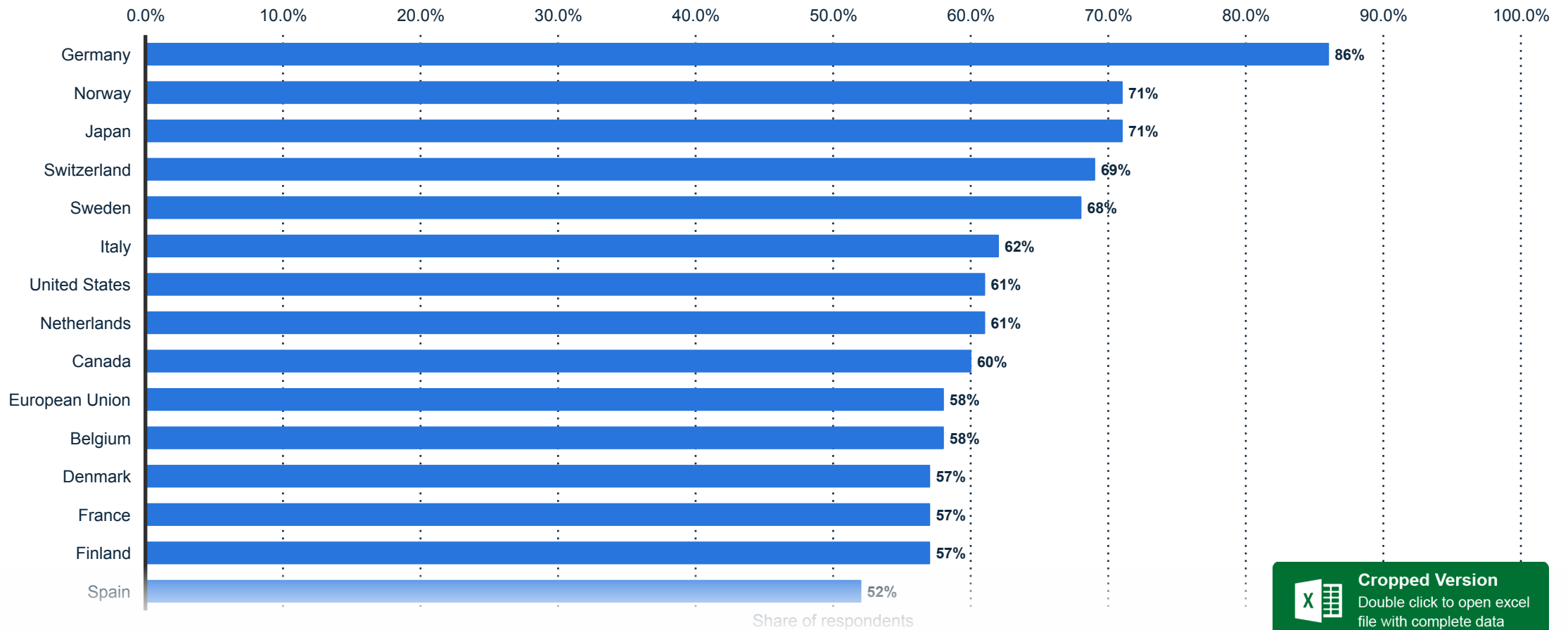
Made-In Country Index: perception of products made in Turkey, by country 2017




Note: Worldwide
Further information regarding this statistic can be found on [page 69](#).
Source(s): Statista Survey; [ID.682827](#)

Turkey: Perception of products made in selected countries in 2017

Perception of products made in selected countries in Turkey 2017



 **Cropped Version**
Double click to open excel file with complete data

Note: Worldwide

Further information regarding this statistic can be found on [page 70](#).

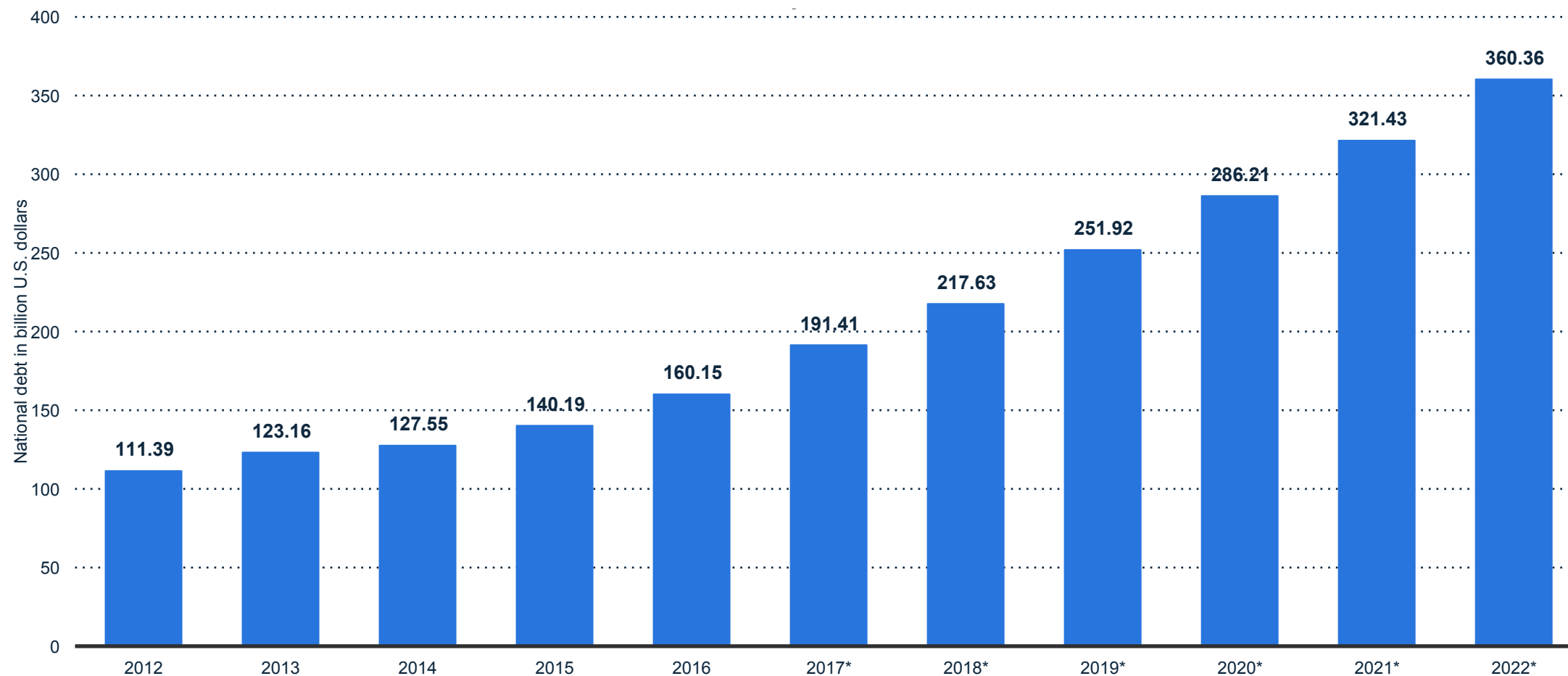
Source(s): Statista Survey; [ID.683322](#)

FINANCES

Turkey

Turkey: National debt from 2012 to 2022 (in billion U.S. dollars)

National debt of Turkey 2022



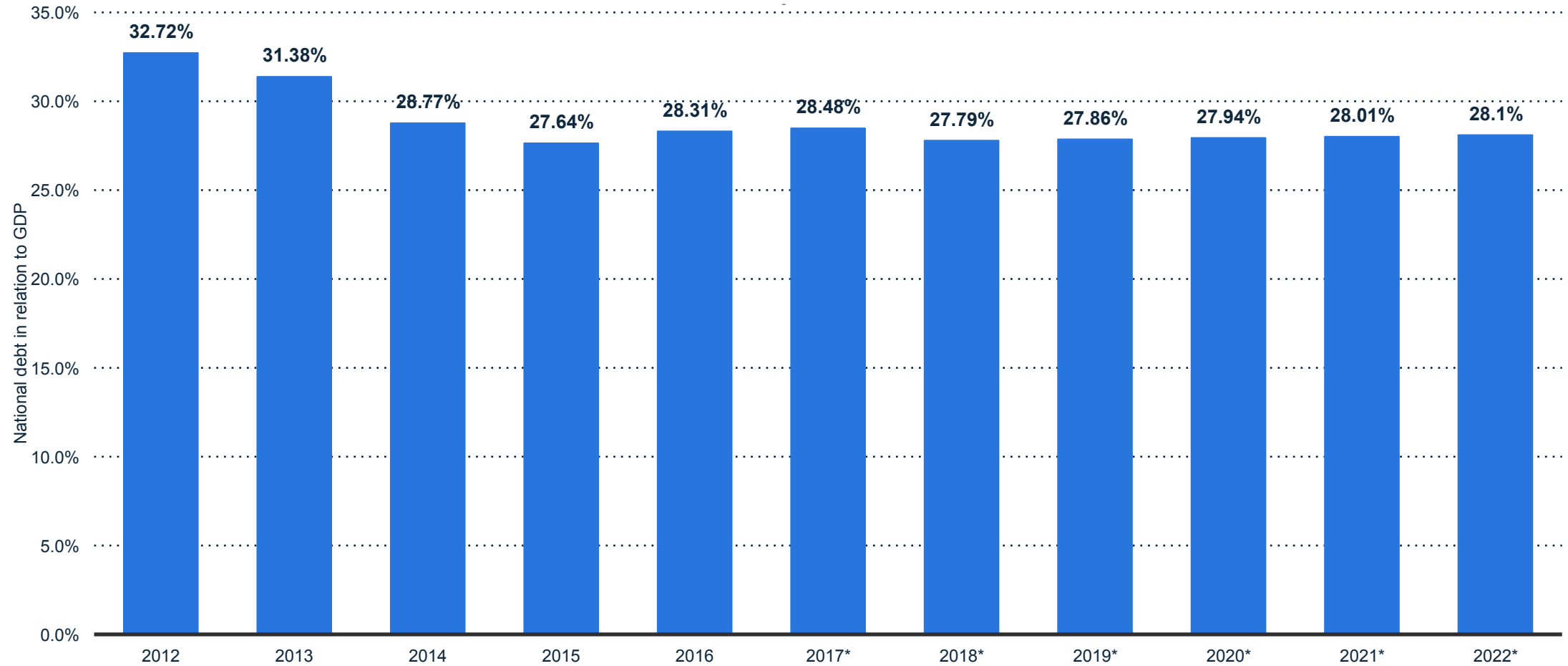
Note: Turkey

Further information regarding this statistic can be found on [page 71](#).

Source(s): IMF; [ID 531989](#)

Turkey: National debt from 2012 to 2022 in relation to gross domestic product (GDP)

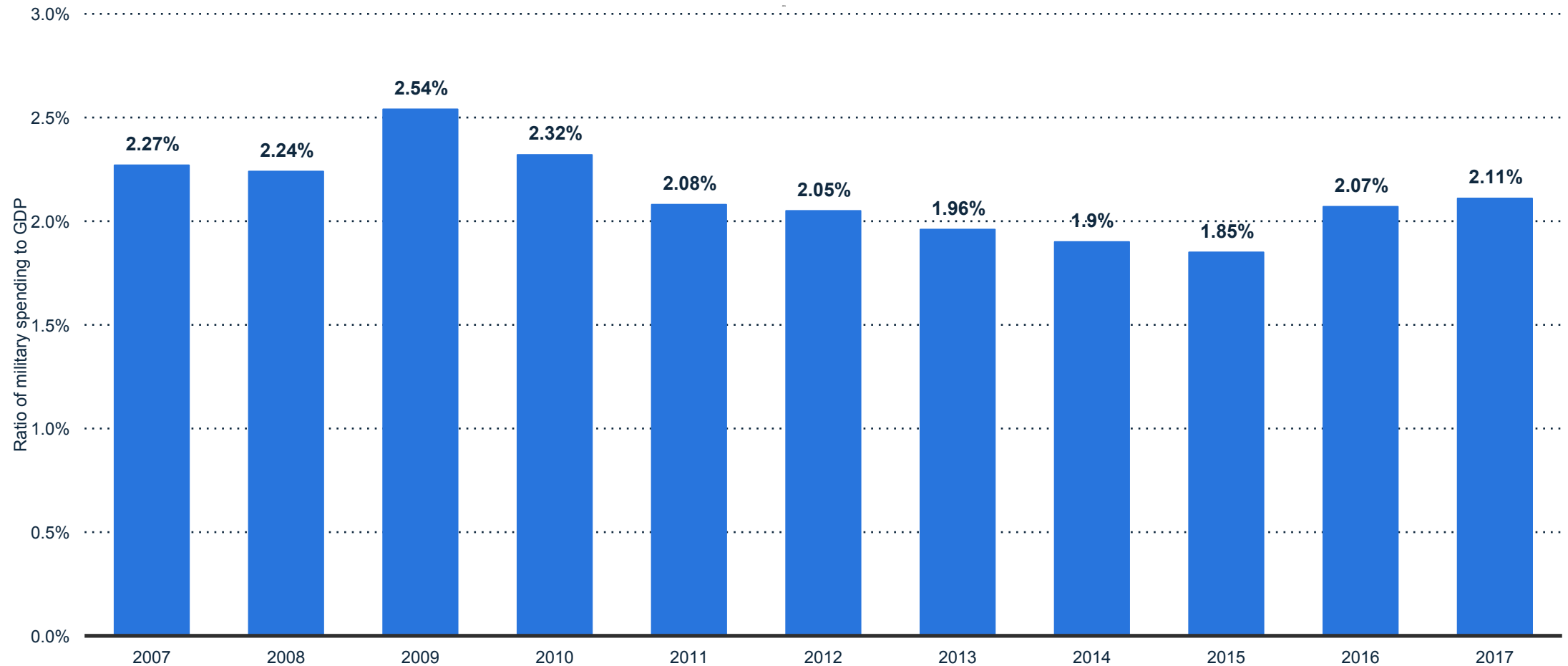
National debt in Turkey in relation to gross domestic product (GDP) 2022



Note: Turkey
Further information regarding this statistic can be found on [page 72](#).
Source(s): IMF; [ID 277040](#)

Turkey: Ratio of military spending to gross domestic product (GDP) from 2007 to 2017

Ratio of military expenditure to gross domestic product (GDP) in Turkey 2017



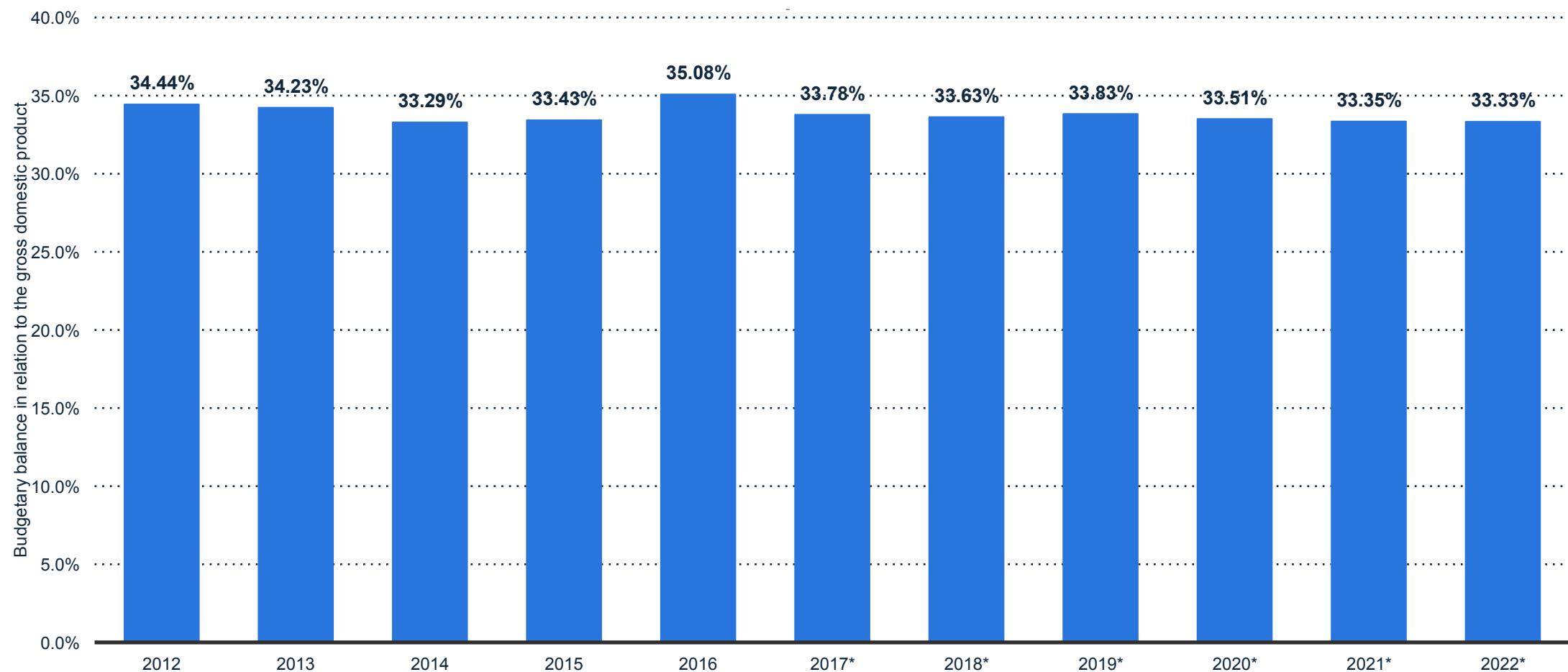
Note: Turkey

Further information regarding this statistic can be found on [page 73](#).

Source(s): World Bank; [ID 810830](#)

Turkey: Ratio of government expenditure in relation to gross domestic product (GDP) from 2012 to 2022

Ratio of government expenditure in relation to gross domestic product (GDP) in Turkey



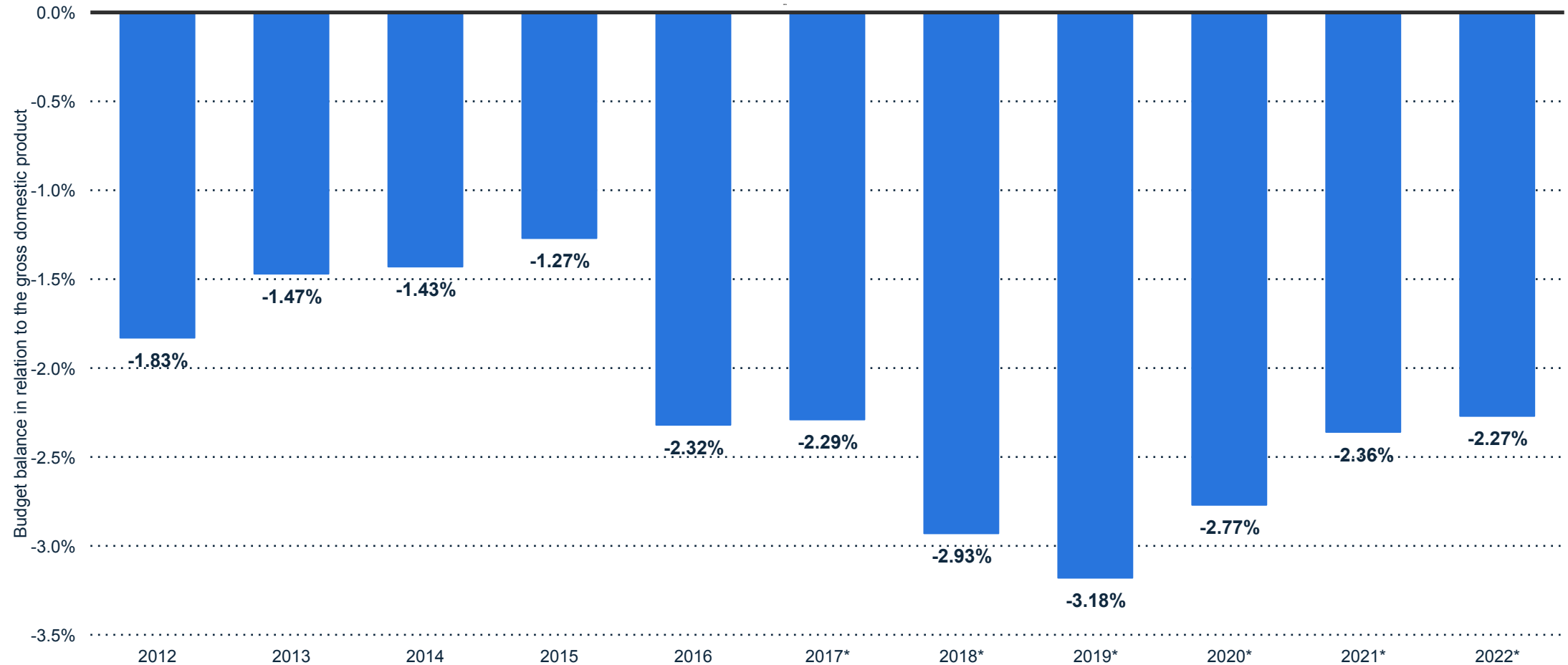
Note: Turkey

Further information regarding this statistic can be found on [page 74](#).

Source(s): IMF; [ID 255680](#)

Turkey: Budget balance from 2012 to 2022 in relation to gross domestic product (GDP)

Budget balance of Turkey in relation to gross domestic product 2022



Note: Turkey

Further information regarding this statistic can be found on [page 75](#).

Source(s): IMF; [ID 255677](#)

REFERENCES

Turkey

Turkey: Total population from 2012 to 2022 (in million inhabitants)

Total population of Turkey 2022

Source and methodology information

Source(s)	IMF
Conducted by	IMF
Survey period	2012 to 2017
Region(s)	Turkey
Number of respondents	<i>n.a.</i>
Age group	<i>n.a.</i>
Special characteristics	<i>n.a.</i>
Published by	IMF
Publication date	April 2018
Original source	imf.org
Website URL	visit the website

Notes:

* Estimate. The values have been rounded to provide a better understanding of the statistic.

[Back to statistic](#)

Turkey: Population growth from 2007 to 2017 (compared to previous year)

Population growth in Turkey 2017

Source and methodology information

Source(s)	World Bank
Conducted by	World Bank
Survey period	2007 to 2017
Region(s)	Turkey
Number of respondents	<i>n.a.</i>
Age group	<i>n.a.</i>
Special characteristics	<i>n.a.</i>
Published by	World Bank
Publication date	July 2018
Original source	worldbank.org
Website URL	visit the website

Notes:

n.a.

[Back to statistic](#)

Turkey: Fertility rate from 2006 to 2016

Fertility rate in Turkey 2016

Source and methodology information

Source(s)	World Bank
Conducted by	World Bank
Survey period	2006 to 2016
Region(s)	Turkey
Number of respondents	<i>n.a.</i>
Age group	<i>n.a.</i>
Special characteristics	<i>n.a.</i>
Published by	World Bank
Publication date	July 2018
Original source	worldbank.org
Website URL	visit the website

Notes:

n.a.

[Back to statistic](#)

Turkey: Life expectancy at birth from 2006 to 2016

Life expectancy at birth in Turkey 2016

Source and methodology information

Source(s)	World Bank
Conducted by	World Bank
Survey period	2006 to 2016
Region(s)	Turkey
Number of respondents	<i>n.a.</i>
Age group	<i>n.a.</i>
Special characteristics	<i>n.a.</i>
Published by	World Bank
Publication date	July 2018
Original source	worldbank.org
Website URL	visit the website

Notes:

n.a.

[Back to statistic](#)

Turkey: Age structure from 2007 to 2017 (in years)

Age structure in Turkey 2017

Source and methodology information

Source(s)	World Bank
Conducted by	WTO
Survey period	2007 to 2017
Region(s)	Turkey
Number of respondents	<i>n.a.</i>
Age group	<i>n.a.</i>
Special characteristics	<i>n.a.</i>
Published by	WTO
Publication date	July 2018
Original source	worldbank.org
Website URL	visit the website

Notes:

Figures have been rounded.

[Back to statistic](#)

Turkey: Median age of the population from 1950 to 2020 (in years)

Median age of the population in Turkey 1950-2020

Source and methodology information

Source(s)	WTO
Conducted by	WTO
Survey period	1950 to 2100*
Region(s)	Turkey
Number of respondents	<i>n.a.</i>
Age group	<i>n.a.</i>
Special characteristics	<i>n.a.</i>
Published by	WTO
Publication date	July 2016
Original source	World Population Prospects: The 2012 Revision Population Database
Website URL	visit the website

Notes:

* Figures from 2015 are forecasts.

[Back to statistic](#)

Turkey: Death rate from 2006 to 2016 (in deaths per 1,000 inhabitants)

Death rate in Turkey 2016

Source and methodology information

Source(s)	World Bank
Conducted by	World Bank
Survey period	2006 to 2016
Region(s)	Turkey
Number of respondents	<i>n.a.</i>
Age group	<i>n.a.</i>
Special characteristics	<i>n.a.</i>
Published by	World Bank
Publication date	July 2018
Original source	worldbank.org
Website URL	visit the website

Notes:

According to source: "Death rate, crude (per 1,000 people)"

[Back to statistic](#)

Turkey: Infant mortality rate from 2006 to 2016 (in deaths per 1,000 live births)

Infant mortality rate in Turkey 2016

Source and methodology information

Source(s)	World Bank
Conducted by	World Bank
Survey period	2006 to 2016
Region(s)	Turkey
Number of respondents	<i>n.a.</i>
Age group	<i>n.a.</i>
Special characteristics	<i>n.a.</i>
Published by	World Bank
Publication date	July 2018
Original source	worldbank.org
Website URL	visit the website

Notes:

n.a.

[Back to statistic](#)

Turkey: Urbanization from 2007 to 2017

Urbanization in Turkey 2017

Source and methodology information

Source(s)	World Bank
Conducted by	World Bank
Survey period	2007 to 2017
Region(s)	Turkey
Number of respondents	<i>n.a.</i>
Age group	<i>n.a.</i>
Special characteristics	<i>n.a.</i>
Published by	World Bank
Publication date	July 2018
Original source	worldbank.org
Website URL	visit the website

Notes:

n.a.

[Back to statistic](#)

Turkey: Literacy rate from 2005 to 2015, total and by gender

Literacy rate in Turkey 2015

Source and methodology information

Source(s)	World Bank
Conducted by	World Bank
Survey period	2005 to 2015
Region(s)	Turkey
Number of respondents	<i>n.a.</i>
Age group	<i>n.a.</i>
Special characteristics	<i>n.a.</i>
Published by	World Bank
Publication date	July 2018
Original source	worldbank.org
Website URL	visit the website

Notes:

The source does not provide conclusive data for 2008.

[Back to statistic](#)

Turkey: Gross domestic product (GDP) in current prices from 2012 to 2022 (in billion U.S. dollars)

Gross domestic product (GDP) in Turkey 2022

Source and methodology information

Source(s)	IMF
Conducted by	IMF
Survey period	2012 to 2016
Region(s)	Turkey
Number of respondents	<i>n.a.</i>
Age group	<i>n.a.</i>
Special characteristics	<i>n.a.</i>
Published by	IMF
Publication date	April 2018
Original source	imf.org
Website URL	visit the website

Notes:

* Estimate. The values have been rounded to provide a better understanding of the statistic.

[Back to statistic](#)

Turkey: Gross domestic product (GDP) per capita in current prices from 2012 to 2022 (in U.S. dollars)

Gross domestic product (GDP) per capita in Turkey 2022

Source and methodology information

Source(s)	IMF
Conducted by	IMF
Survey period	2012 to 2016
Region(s)	Turkey
Number of respondents	<i>n.a.</i>
Age group	<i>n.a.</i>
Special characteristics	<i>n.a.</i>
Published by	IMF
Publication date	April 2018
Original source	imf.org
Website URL	visit the website

Notes:

* Estimate. The values have been rounded to provide a better understanding of the statistic.

[Back to statistic](#)

Turkey: Growth of the real gross domestic product (GDP) from 2012 to 2022 (compared to the previous year)

Gross domestic product (GDP) growth in Turkey 2022

Source and methodology information

Source(s)	IMF
Conducted by	IMF
Survey period	2012 to 2016
Region(s)	Turkey
Number of respondents	<i>n.a.</i>
Age group	<i>n.a.</i>
Special characteristics	<i>n.a.</i>
Published by	IMF
Publication date	April 2018
Original source	imf.org
Website URL	visit the website

Notes:

* Estimate. Figures have been rounded.

[Back to statistic](#)

Turkey: Share in the global gross domestic product (GDP), adjusted for purchasing power parity, from 2012 to 2022

Share of Turkey in the global GDP adjusted for purchasing power parity 2022

Source and methodology information

Source(s)	IMF
Conducted by	IMF
Survey period	2012 to 2016
Region(s)	Turkey
Number of respondents	<i>n.a.</i>
Age group	<i>n.a.</i>
Special characteristics	<i>n.a.</i>
Published by	IMF
Publication date	April 2018
Original source	imf.org
Website URL	visit the website

Notes:

*Estimate. Figures have been rounded.

[Back to statistic](#)

Turkey: Share of economic sectors in gross domestic product (GDP) from 2007 to 2017

Share of economic sectors in gross domestic product in Turkey 2017

Source and methodology information

Source(s)	World Bank
Conducted by	World Bank
Survey period	2007 to 2017
Region(s)	Turkey
Number of respondents	<i>n.a.</i>
Age group	<i>n.a.</i>
Special characteristics	<i>n.a.</i>
Published by	World Bank
Publication date	July 2018
Original source	worldbank.org
Website URL	visit the website

Notes:

Figures have been rounded.

[Back to statistic](#)

Turkey: Unemployment rate from 2007 to 2017

Unemployment rate in Turkey 2017

Source and methodology information

Source(s)	World Bank
Conducted by	World Bank
Survey period	2007 to 2017
Region(s)	Turkey
Number of respondents	<i>n.a.</i>
Age group	<i>n.a.</i>
Special characteristics	<i>n.a.</i>
Published by	World Bank
Publication date	July 2018
Original source	worldbank.org
Website URL	visit the website

Notes:

Figures have been rounded. All figures are modeled ILO estimates.

[Back to statistic](#)

Turkey: Youth unemployment rate from 2007 to 2017

Youth unemployment rate in Turkey in 2017

Source and methodology information

Source(s)	World Bank
Conducted by	World Bank; ILO
Survey period	2007 to 2017
Region(s)	Turkey
Number of respondents	<i>n.a.</i>
Age group	15-24 years
Special characteristics	<i>n.a.</i>
Published by	World Bank
Publication date	July 2018
Original source	worldbank.org
Website URL	visit the website

Notes:

Figures have been rounded. According to the source, the data are ILO estimates.

[Back to statistic](#)

Turkey: Inflation rate from 2012 to 2022 (compared to the previous year)

Inflation rate in Turkey 2022

Source and methodology information

Source(s)	IMF
Conducted by	IMF
Survey period	2012 to 2017
Region(s)	Turkey
Number of respondents	<i>n.a.</i>
Age group	<i>n.a.</i>
Special characteristics	<i>n.a.</i>
Published by	IMF
Publication date	April 2018
Original source	imf.org
Website URL	visit the website

Notes:

* Estimate. The figures have been rounded.

[Back to statistic](#)

Turkey: Export of goods from 2007 to 2017 (in billion U.S. dollars)

Export of goods from Turkey 2017

Source and methodology information

Source(s)	WTO
Conducted by	WTO
Survey period	2007 to 2017
Region(s)	Turkey
Number of respondents	<i>n.a.</i>
Age group	<i>n.a.</i>
Special characteristics	<i>n.a.</i>
Published by	WTO
Publication date	April 2018
Original source	wto.org
Website URL	visit the website

Notes:

n.a.

[Back to statistic](#)

Turkey: Export of commodities in 2016 (in billion U.S. dollars)

Export of commodities from Turkey 2016

Source and methodology information

Source(s)	WTO
Conducted by	WTO
Survey period	2016
Region(s)	Turkey
Number of respondents	<i>n.a.</i>
Age group	<i>n.a.</i>
Special characteristics	<i>n.a.</i>
Published by	WTO
Publication date	October 2017
Original source	wto.org
Website URL	visit the website

Notes:

Figures have been rounded.

[Back to statistic](#)

Turkey: Main export partners in 2017

Main export partners of Turkey 2017

Source and methodology information

Source(s)	CIA
Conducted by	CIA
Survey period	2017
Region(s)	Turkey
Number of respondents	<i>n.a.</i>
Age group	<i>n.a.</i>
Special characteristics	<i>n.a.</i>
Published by	CIA
Publication date	August 2018
Original source	cia.org
Website URL	visit the website

Notes:

n.a.

[Back to statistic](#)

Turkey: Import of goods from 2017 to 2017 (in billion U.S. dollars)

Import of goods to Turkey 2017

Source and methodology information

Source(s)	WTO
Conducted by	WTO
Survey period	2007 to 2017
Region(s)	Turkey
Number of respondents	<i>n.a.</i>
Age group	<i>n.a.</i>
Special characteristics	<i>n.a.</i>
Published by	WTO
Publication date	April 2018
Original source	wto.org
Website URL	visit the website

Notes:

Figures have been rounded.

[Back to statistic](#)

Turkey: Import of commodities in 2016 (in billion U.S. dollars)

Import of commodities to Turkey 2016

Source and methodology information

Source(s)	WTO
Conducted by	WTO
Survey period	2016
Region(s)	Turkey
Number of respondents	<i>n.a.</i>
Age group	<i>n.a.</i>
Special characteristics	<i>n.a.</i>
Published by	WTO
Publication date	October 2017
Original source	wto.org
Website URL	visit the website

Notes:

Figures have been rounded.

[Back to statistic](#)

Turkey: Main import partners in 2017

Main import partners of Turkey 2017

Source and methodology information

Source(s)	CIA
Conducted by	CIA
Survey period	2017
Region(s)	Turkey
Number of respondents	<i>n.a.</i>
Age group	<i>n.a.</i>
Special characteristics	<i>n.a.</i>
Published by	CIA
Publication date	August 2018
Original source	cia.org
Website URL	visit the website

Notes:

n.a.

[Back to statistic](#)

Turkey: Trade balance from 2007 to 2017 (in billion U.S. dollars)

Trade balance of Turkey 2017

Source and methodology information

Source(s)	WTO
Conducted by	WTO
Survey period	2007 to 2017
Region(s)	Turkey
Number of respondents	<i>n.a.</i>
Age group	<i>n.a.</i>
Special characteristics	<i>n.a.</i>
Published by	WTO
Publication date	April 2018
Original source	wto.org
Website URL	visit the website

Notes:

The values have been rounded to provide a better understanding of the statistic.

[Back to statistic](#)

Which attributes do you associate with products made in Turkey?

Made-In Index: Attributes associated with products made in Turkey 2017

Source and methodology information

Source(s)	Statista Survey
Conducted by	Dalia Research
Survey period	January 2017
Region(s)	Worldwide
Number of respondents	43,034
Age group	18 years and older
Special characteristics	<i>n.a.</i>
Published by	Statista Survey
Publication date	February 2017
Original source	Made-In-Country-Index 2017
Website URL	visit the website

Notes:

* Respondents answered the following question "Which attributes do you associate with products made in?". Multiple answers were possible. You can download the full Statista report "Made-In-Country Index 2017 here .

[Back to statistic](#)

Products made in Turkey: Perception in the year 2017, by country

Made-In Country Index: perception of products made in Turkey, by country 2017

Source and methodology information

Source(s)	Statista Survey
Conducted by	Dalia Research
Survey period	January 2017
Region(s)	Worldwide
Number of respondents	43,034
Age group	18 years and older
Special characteristics	<i>n.a.</i>
Published by	Statista Survey
Publication date	February 2017
Original source	Made-In-Country-Index 2017
Website URL	visit the website

Notes:

* Respondents answered the following question "On a lot of products you can find a label stating where the product was made. How do you feel about products labeled with...?" on a 5-level scale. This statistic shows the share of respondents who answered "slightly positive" and "very positive" (Top 2). You can download the full Statista report "Made-In-Country Index 2017 here .

[Back to statistic](#)

Turkey: Perception of products made in selected countries in 2017

Perception of products made in selected countries in Turkey 2017

Source and methodology information

Source(s)	Statista Survey
Conducted by	Dalia Research
Survey period	January 2017
Region(s)	Worldwide
Number of respondents	1,002
Age group	18 years and older
Special characteristics	<i>n.a.</i>
Published by	Statista Survey
Publication date	February 2017
Original source	Made-In-Country-Index 2017
Website URL	visit the website

Notes:

* Respondents answered the following question "On a lot of products you can find a label stating where the product was made. How do you feel about products labeled with...?" on a 5-level scale. The statistic only shows the share of respondents who answered "slightly positive" and "very positive" (Top 2). You can download the full Statista report "Made-In-Country Index 2017 here .

[Back to statistic](#)

Turkey: National debt from 2012 to 2022 (in billion U.S. dollars)

National debt of Turkey 2022

Source and methodology information

Source(s)	IMF
Conducted by	IMF
Survey period	2012 to 2016
Region(s)	Turkey
Number of respondents	<i>n.a.</i>
Age group	<i>n.a.</i>
Special characteristics	<i>n.a.</i>
Published by	IMF
Publication date	April 2018
Original source	imf.org
Website URL	visit the website

Notes:

* Estimate. Values have been rounded for better understanding of the statistic. Exchange rate as of June 04, 2018, 1 TRY = 0.216855 U.S. dollar

[Back to statistic](#)

Turkey: National debt from 2012 to 2022 in relation to gross domestic product (GDP)

National debt in Turkey in relation to gross domestic product (GDP) 2022

Source and methodology information

Source(s)	IMF
Conducted by	IMF
Survey period	2012 to 2016
Region(s)	Turkey
Number of respondents	<i>n.a.</i>
Age group	<i>n.a.</i>
Special characteristics	<i>n.a.</i>
Published by	IMF
Publication date	April 2018
Original source	imf.org
Website URL	visit the website

Notes:

* Estimate. The values have been rounded to provide a better understanding of the statistic.

[Back to statistic](#)

Turkey: Ratio of military spending to gross domestic product (GDP) from 2007 to 2017

Ratio of military expenditure to gross domestic product (GDP) in Turkey 2017

Source and methodology information

Source(s)	World Bank
Conducted by	World Bank
Survey period	2007 to 2017
Region(s)	Turkey
Number of respondents	<i>n.a.</i>
Age group	<i>n.a.</i>
Special characteristics	<i>n.a.</i>
Published by	World Bank
Publication date	July 2018
Original source	worldbank.org
Website URL	visit the website

Notes:

Figures have been rounded.

[Back to statistic](#)

Turkey: Ratio of government expenditure in relation to gross domestic product (GDP) from 2012 to 2022

Ratio of government expenditure in relation to gross domestic product (GDP) in Turkey

Source and methodology information

Source(s)	IMF
Conducted by	IMF
Survey period	2012 to 2016
Region(s)	Turkey
Number of respondents	<i>n.a.</i>
Age group	<i>n.a.</i>
Special characteristics	<i>n.a.</i>
Published by	IMF
Publication date	April 2018
Original source	imf.org
Website URL	visit the website

Notes:

*Estimates. Figures are rounded.

[Back to statistic](#)

Turkey: Budget balance from 2012 to 2022 in relation to gross domestic product (GDP)

Budget balance of Turkey in relation to gross domestic product 2022

Source and methodology information

Source(s)	IMF
Conducted by	IMF
Survey period	2012 to 2016
Region(s)	Turkey
Number of respondents	<i>n.a.</i>
Age group	<i>n.a.</i>
Special characteristics	<i>n.a.</i>
Published by	IMF
Publication date	April 2018
Original source	imf.org
Website URL	visit the website

Notes:

*Estimates. Figures are rounded.

[Back to statistic](#)