

KAZAKHSTAN



TABLE OF CONTENTS

Kazakhstan



Table of Contents

Population

- [06](#) Total population of Kazakhstan 2022
- [07](#) Population growth in Kazakhstan 2017
- [08](#) Fertility rate in Kazakhstan 2016
- [09](#) Life expectancy at birth in Kazakhstan 2016
- [10](#) Age structure in Kazakhstan 2007-2017
- [11](#) Median age of the population in Kazakhstan 2015
- [12](#) Death rate in Kazakhstan 2016
- [13](#) Infant mortality rate in Kazakhstan 2016
- [14](#) Urbanization in Kazakhstan 2017

Economy

- [16](#) Gross domestic product (GDP) in Kazakhstan 2022
- [17](#) Gross domestic product (GDP) per capita in Kazakhstan 2022
- [18](#) Gross domestic product (GDP) growth rate in Kazakhstan 2022
- [19](#) Kazakhstan: Share in global GDP adjusted for PPP 2022
- [20](#) Share of economic sectors in the GDP in Kazakhstan 2017
- [21](#) Employment by economic sector in Kazakhstan 2017

Table of Contents

- [22](#) Unemployment rate in Kazakhstan 2017
- [23](#) Youth unemployment rate in Kazakhstan in 2017
- [24](#) Inflation rate in Kazakhstan 2022
- [25](#) Import of goods to Kazakhstan 2017
- [26](#) Most important import partners of Kazakhstan 2017
- [27](#) Export of goods from Kazakhstan 2017
- [28](#) Most important export partners for Kazakhstan in 2017
- [29](#) Trade balance of Kazakhstan 2017

National finances

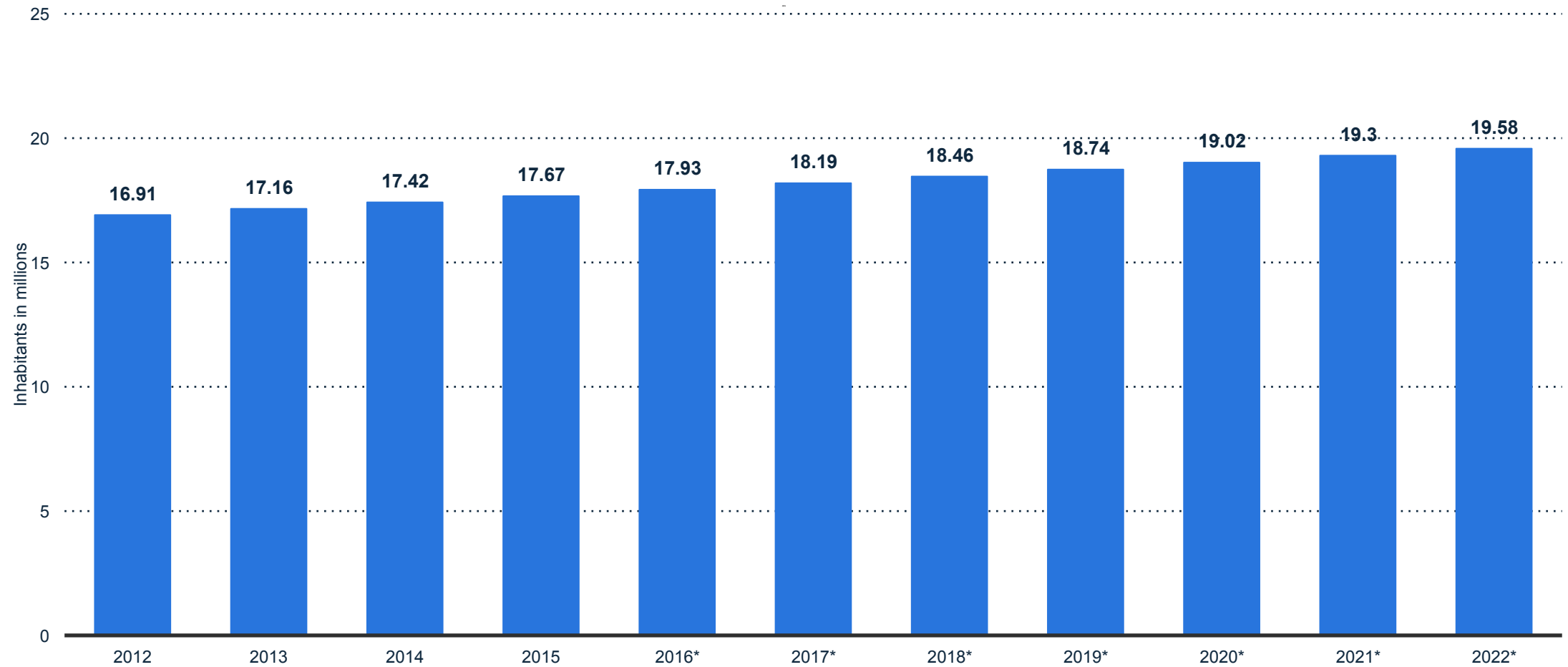
- [31](#) National debt of Kazakhstan 2022
- [32](#) National debt of Kazakhstan in relation to gross domestic product (GDP) 2022*
- [33](#) Ratio of military expenditure to gross domestic product (GDP) in Kazakhstan 2017
- [34](#) Ratio of government expenditure to gross domestic product (GDP) in Kazakhstan 2022
- [35](#) Kazakhstan's budget balance in relation to GDP 2022

POPULATION

Kazakhstan

Kazakhstan: Total population from 2012 to 2022 (in million inhabitants)

Total population of Kazakhstan 2022



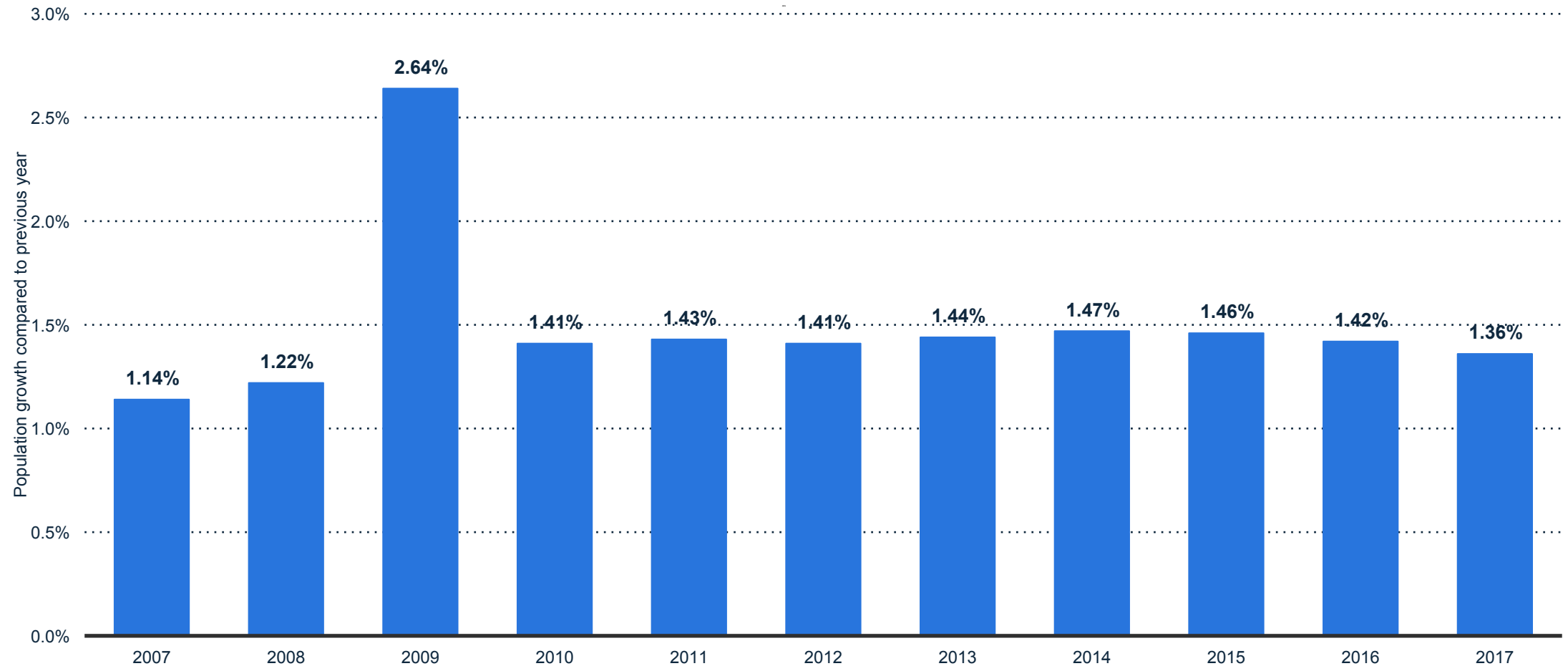
Note: Kazakhstan

Further information regarding this statistic can be found on [page 37](#).

Source(s): IMF; [ID 436077](#)

Kazakhstan: Population growth from 2007 to 2017 (compared to previous year)

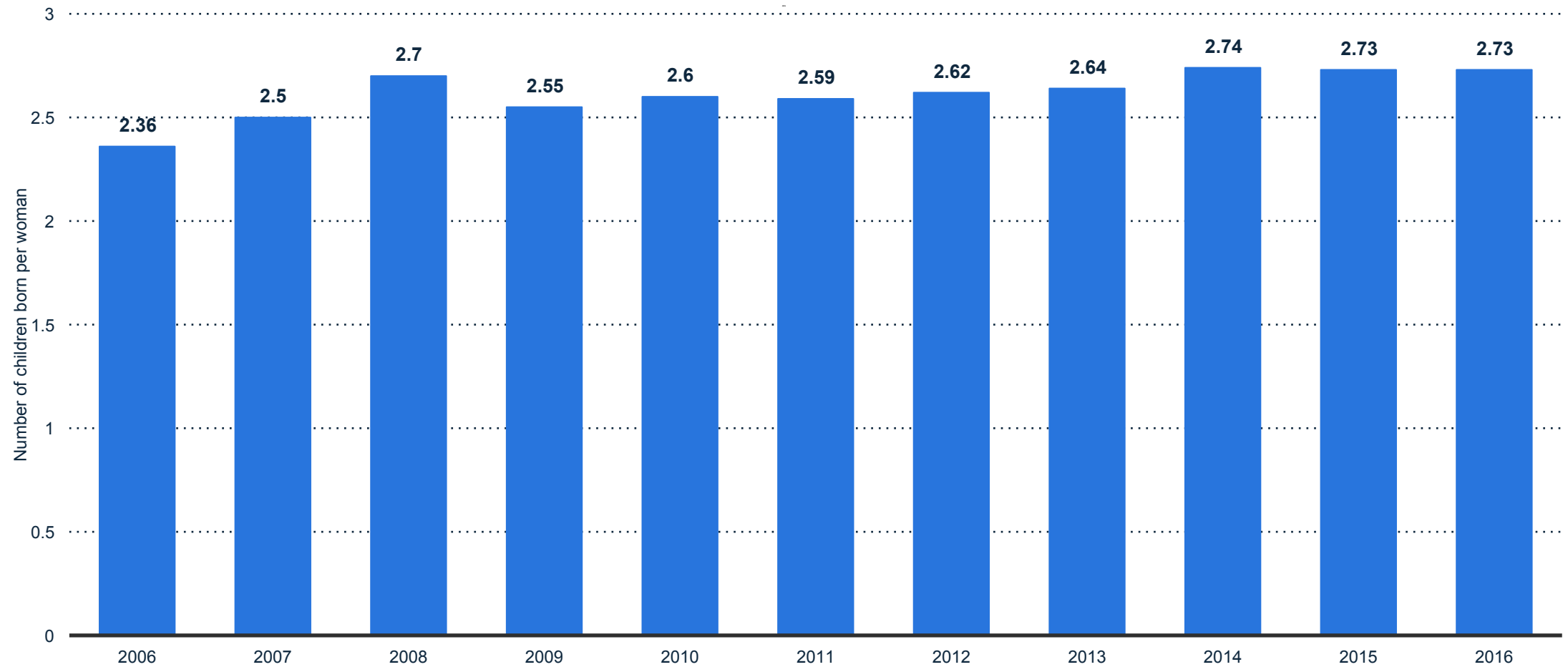
Population growth in Kazakhstan 2017



Note: Kazakhstan
Further information regarding this statistic can be found on [page 38](#).
Source(s): World Bank; [ID 436085](#)

Kazakhstan: Fertility rate from 2006 to 2016

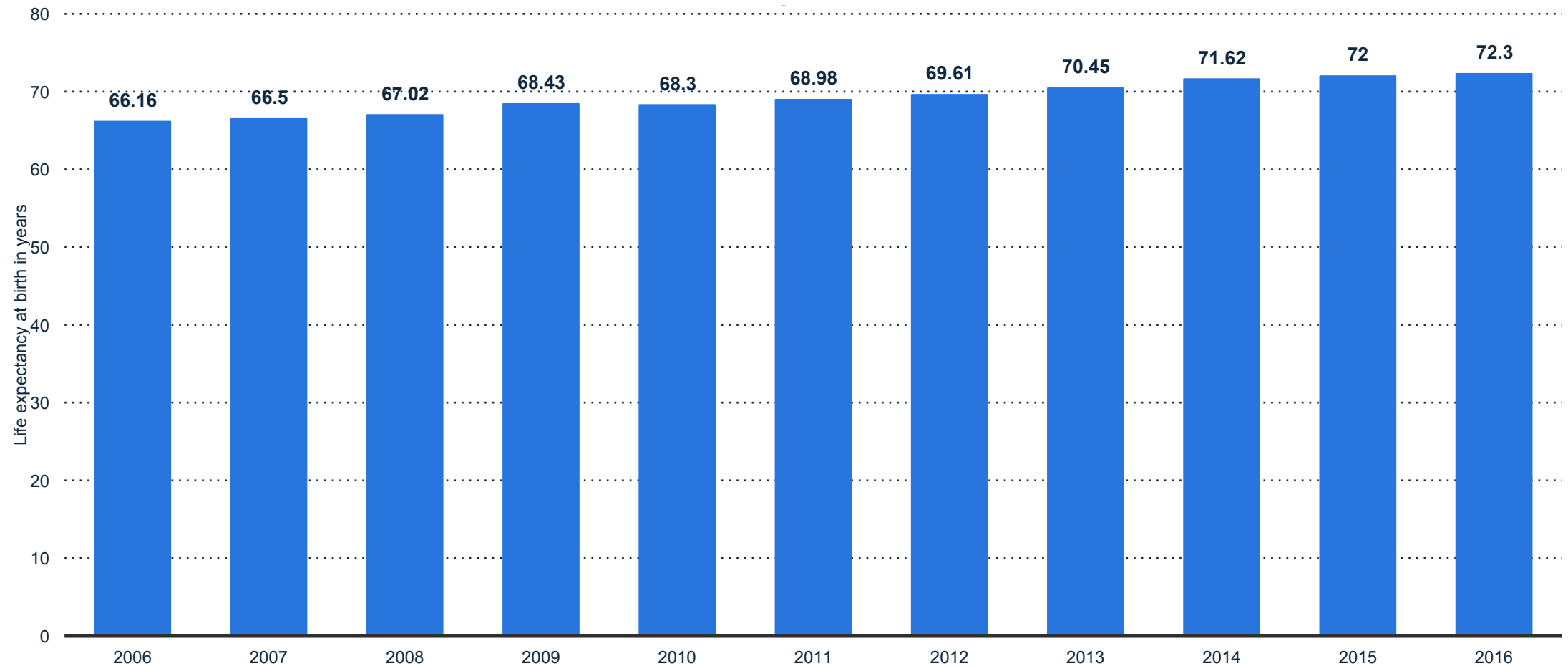
Fertility rate in Kazakhstan 2016



Note: Kazakhstan
Further information regarding this statistic can be found on [page 39](#).
Source(s): World Bank; [ID 436075](#)

Kazakhstan: Life expectancy at birth from 2006 to 2016

Life expectancy at birth in Kazakhstan 2016



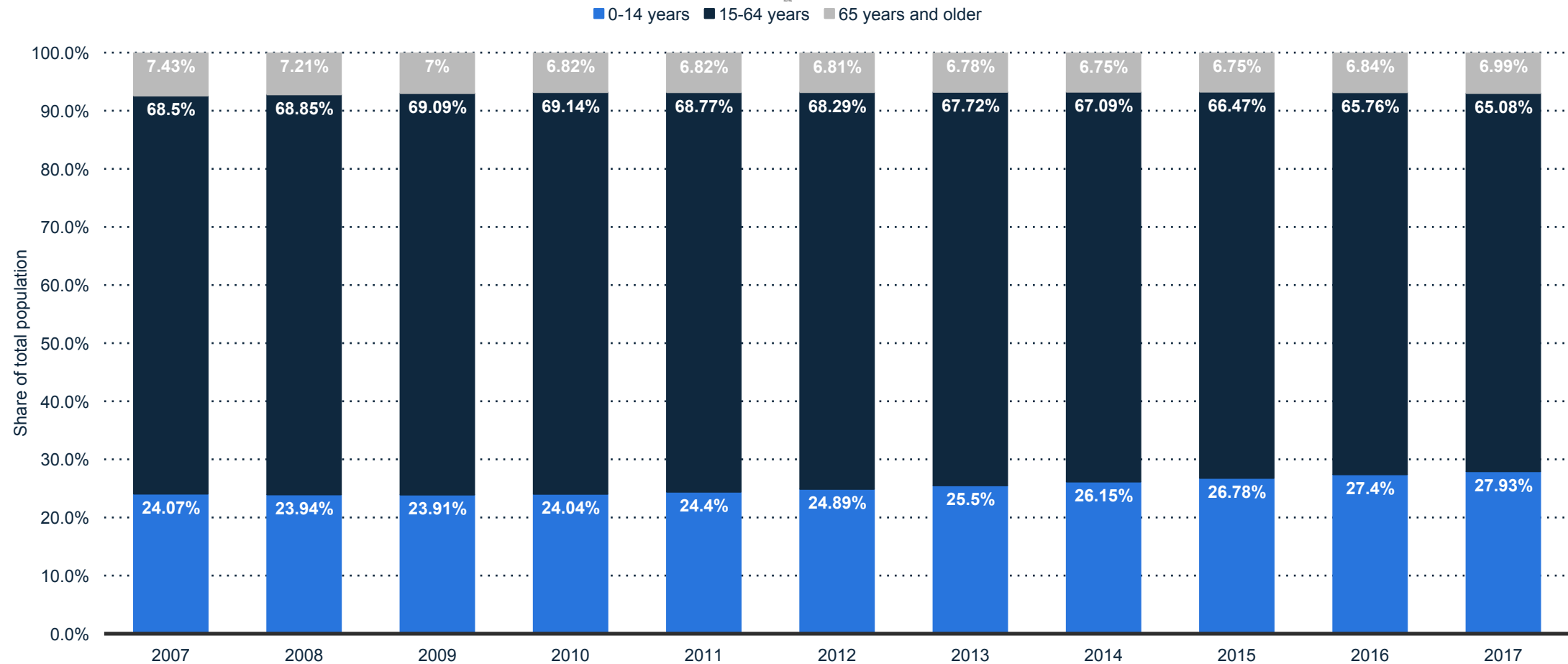
Note: Kazakhstan

Further information regarding this statistic can be found on [page 40](#).

Source(s): World Bank; [ID 436091](#)

Kazakhstan: Age structure from 2007 to 2017

Age structure in Kazakhstan 2007-2017



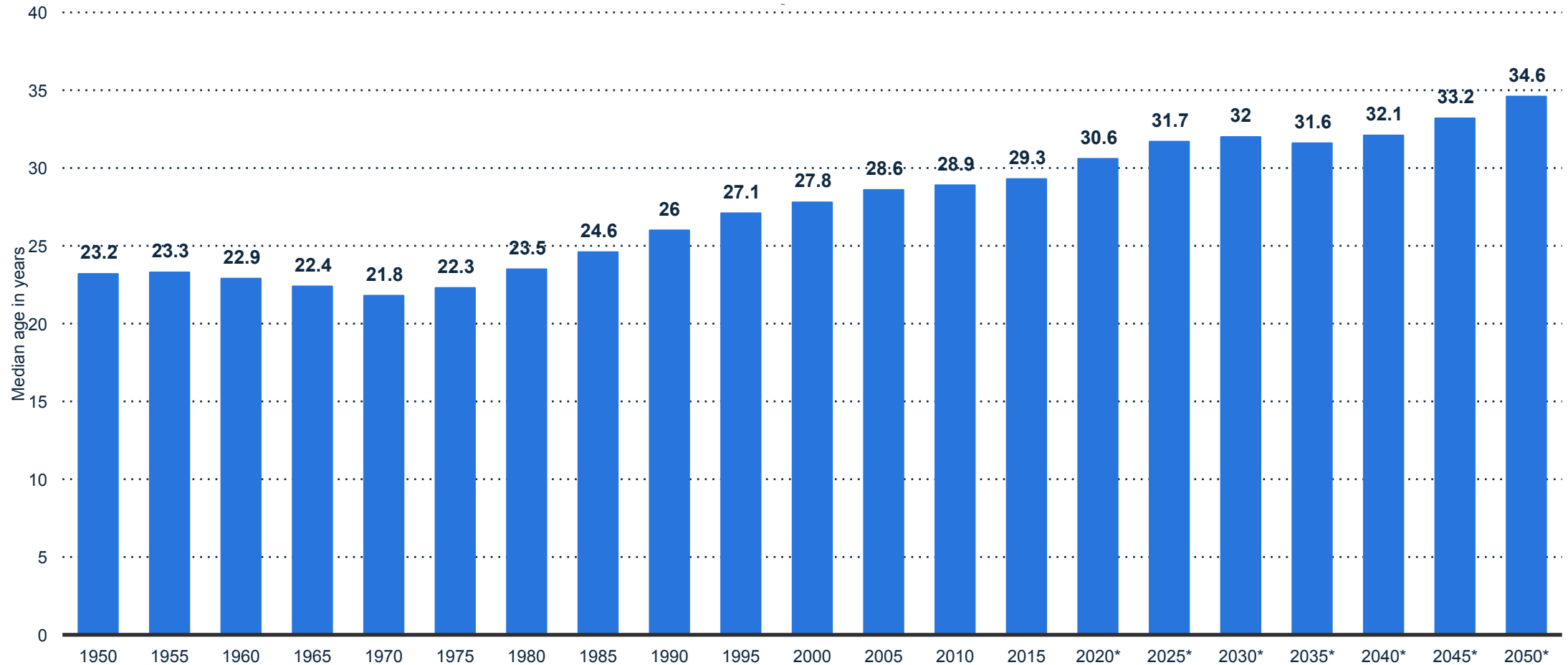
Note: Kazakhstan

Further information regarding this statistic can be found on [page 41](#).

Source(s): World Bank; [ID 436104](#)

Kazakhstan: Average age of the population from 1950 to 2050 (median age in years)

Median age of the population in Kazakhstan 2015



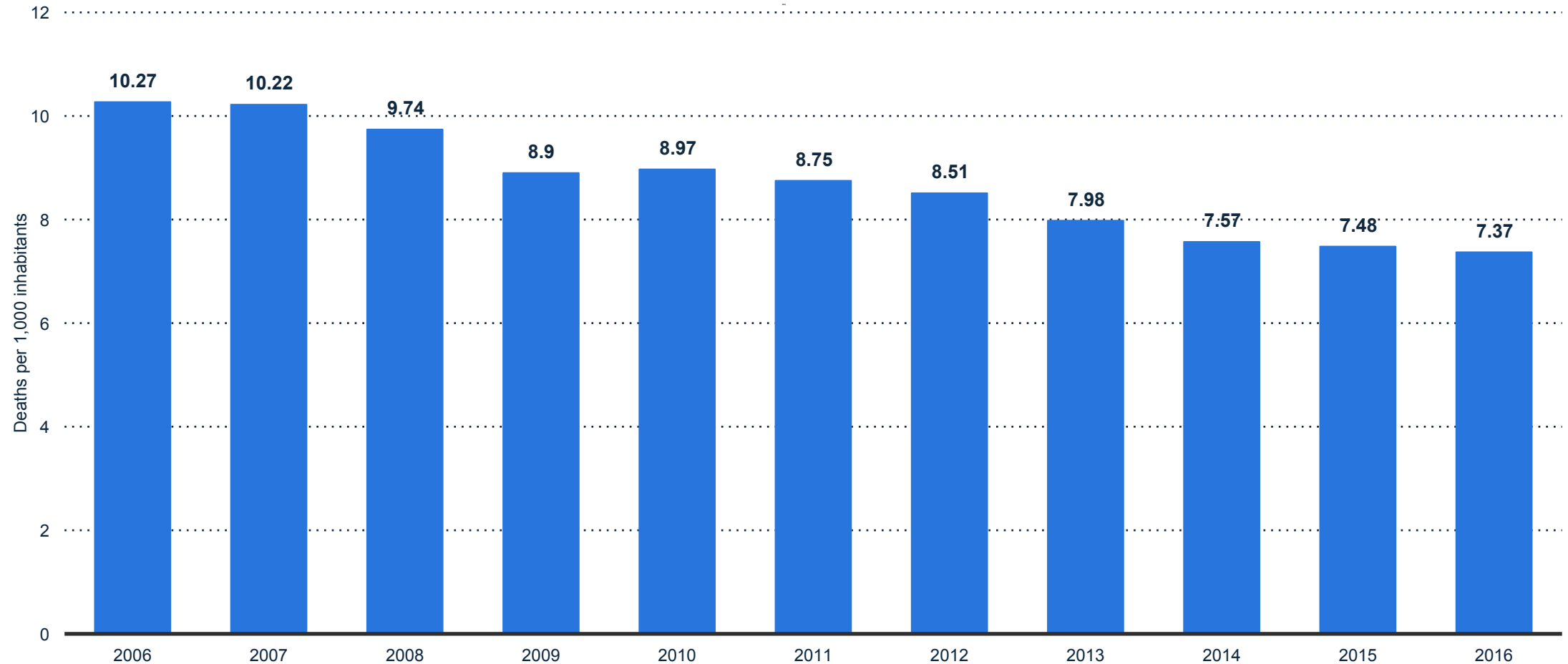
Note: Kazakhstan

Further information regarding this statistic can be found on [page 42](#).

Source(s): United Nations; [ID 436097](#)

Kazakhstan: Death rate from 2006 to 2016 (in deaths per 1,000 inhabitants)

Death rate in Kazakhstan 2016



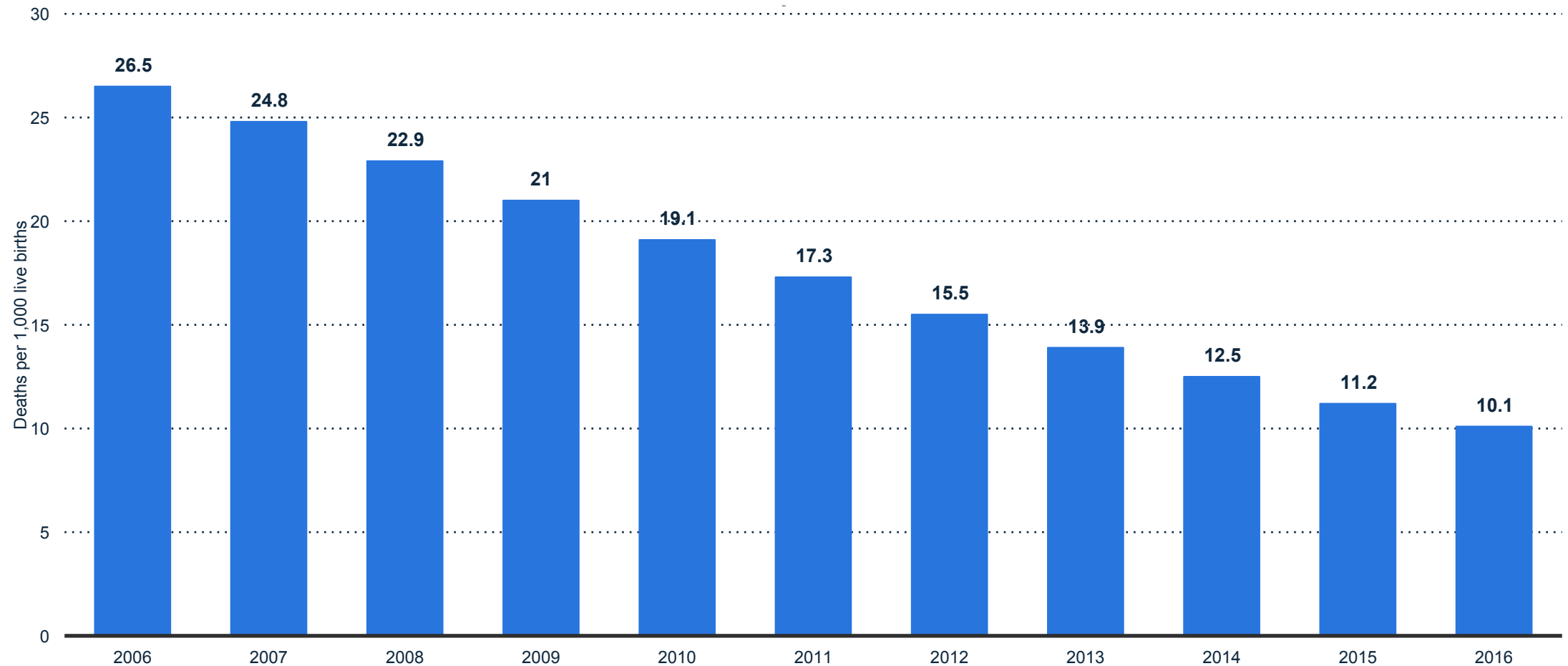
Note: Kazakhstan

Further information regarding this statistic can be found on [page 43](#).

Source(s): World Bank; [ID 580201](#)

Kazakhstan: Infant mortality rate from 2006 to 2016 (in deaths per 1,000 live births)

Infant mortality rate in Kazakhstan 2016



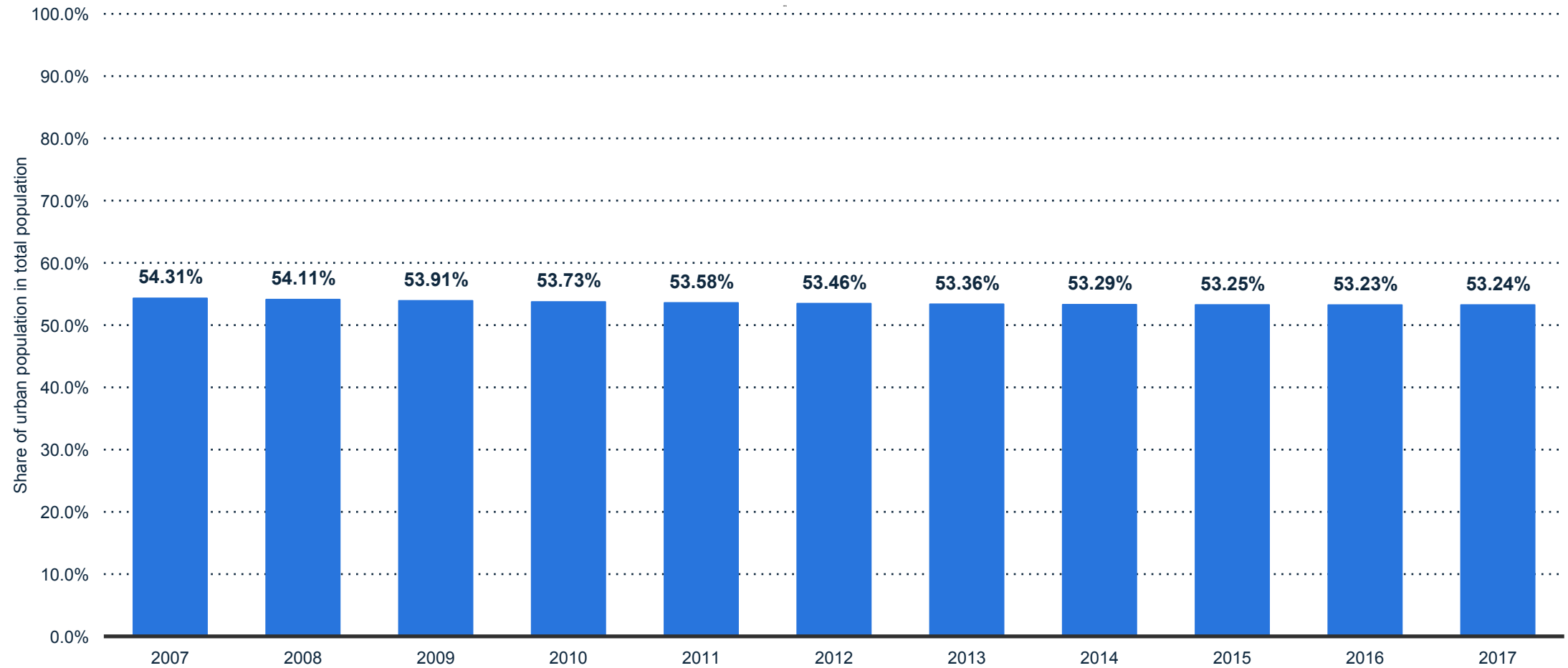
Note: Kazakhstan

Further information regarding this statistic can be found on [page 44](#).

Source(s): World Bank; [ID 806960](#)

Kazakhstan: Urbanization from 2007 to 2017

Urbanization in Kazakhstan 2017



Note: Kazakhstan

Further information regarding this statistic can be found on [page 45](#).

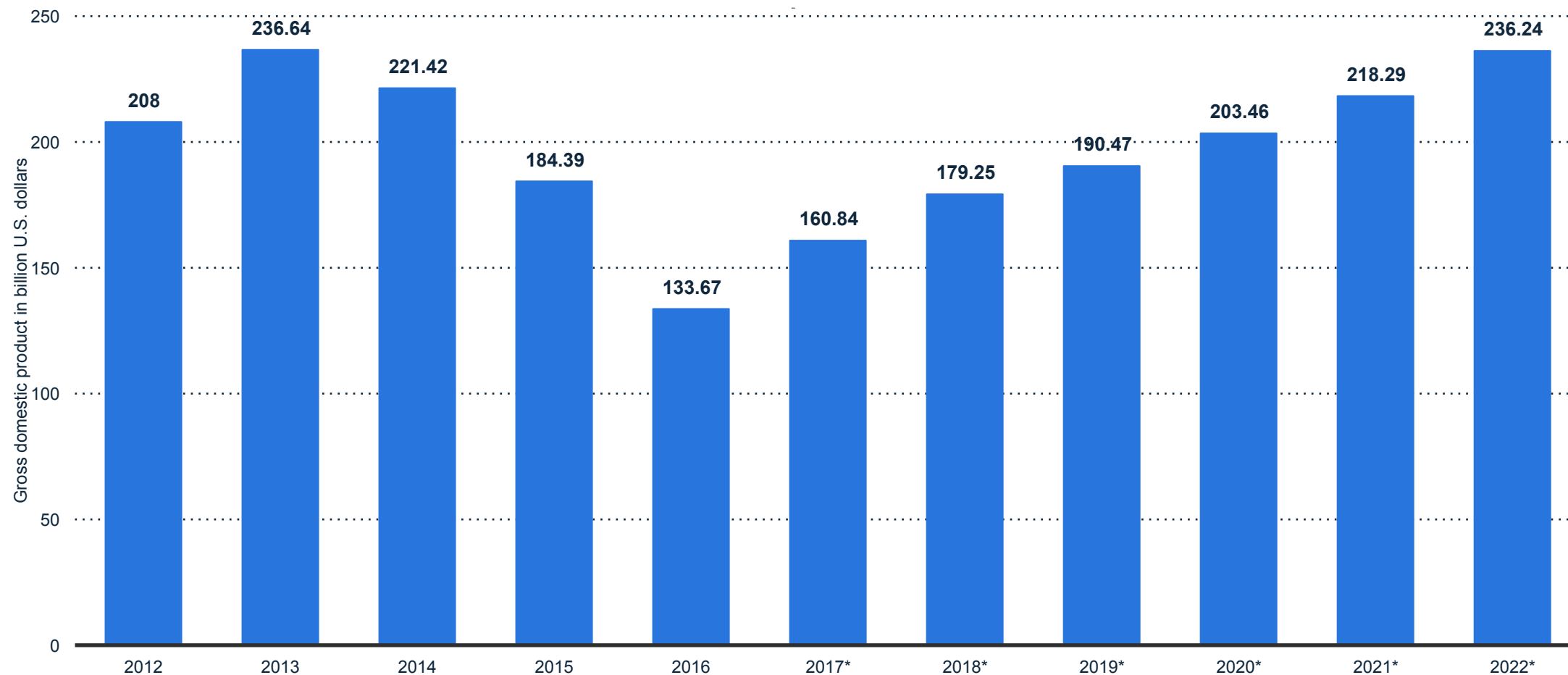
Source(s): World Bank; [ID 455854](#)

ECONOMY

Kazakhstan

Kazakhstan: Gross domestic product (GDP) in current prices from 2012 to 2022 (in billion U.S. dollars)

Gross domestic product (GDP) in Kazakhstan 2022



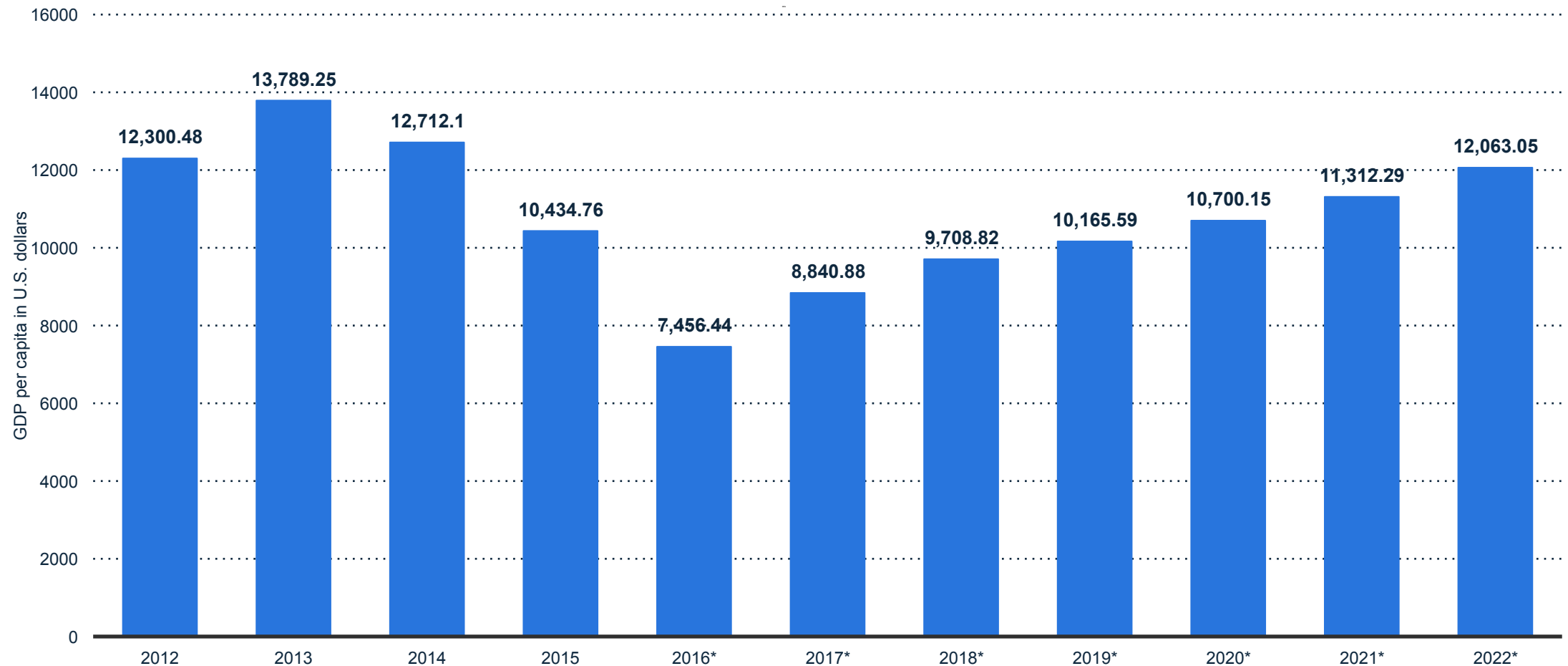
Note: Kazakhstan

Further information regarding this statistic can be found on [page 46](#).

Source(s): IMF; [ID 436143](#).

Kazakhstan: Gross domestic product (GDP) per capita in current prices from 2012 to 2022 (in U.S. dollars)

Gross domestic product (GDP) per capita in Kazakhstan 2022



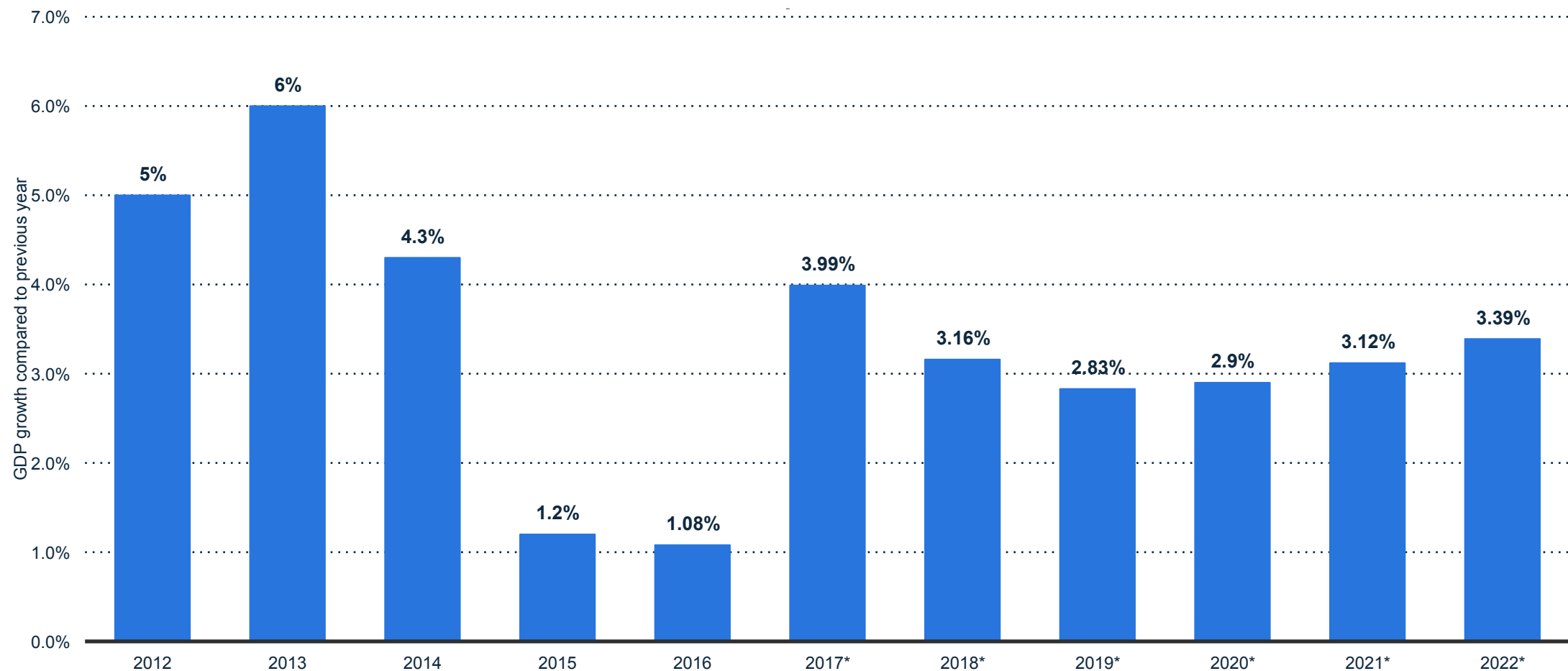
Note: Kazakhstan

Further information regarding this statistic can be found on [page 47](#).

Source(s): IMF; [ID 436130](#)

Kazakhstan: Growth rate of the real gross domestic product (GDP) from 2012 to 2022 (compared to the previous year)

Gross domestic product (GDP) growth rate in Kazakhstan 2022



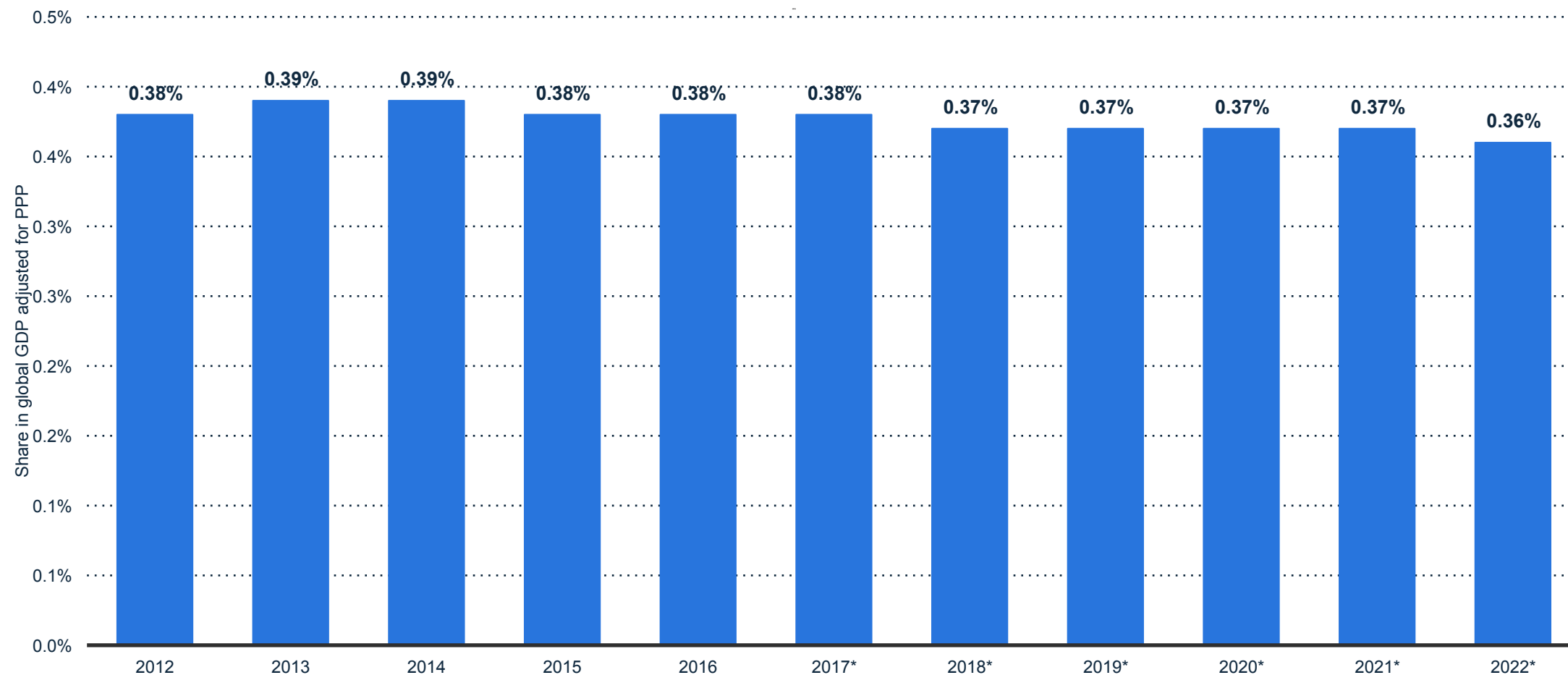
Note: Kazakhstan

Further information regarding this statistic can be found on [page 48](#).

Source(s): IMF; [ID 436121](#)

Kazakhstan: Share in global gross domestic product (GDP) adjusted for Purchasing Power Parity (PPP) from 2012 to 2022

Kazakhstan: Share in global GDP adjusted for PPP 2022



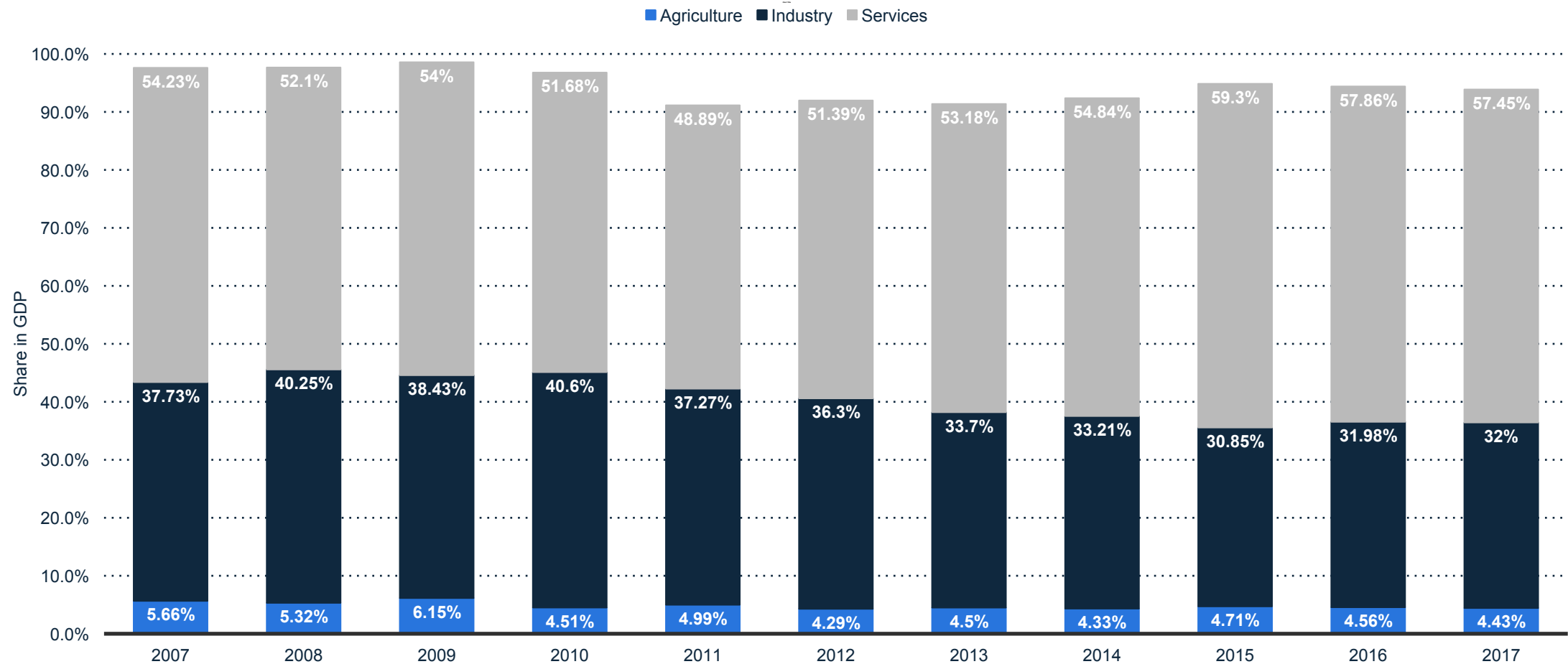
Note: Kazakhstan

Further information regarding this statistic can be found on [page 49](#).

Source(s): IMF; [ID 436127](#).

Kazakhstan: Share of economic sectors in the gross domestic product (GDP) from 2007 to 2017

Share of economic sectors in the GDP in Kazakhstan 2017



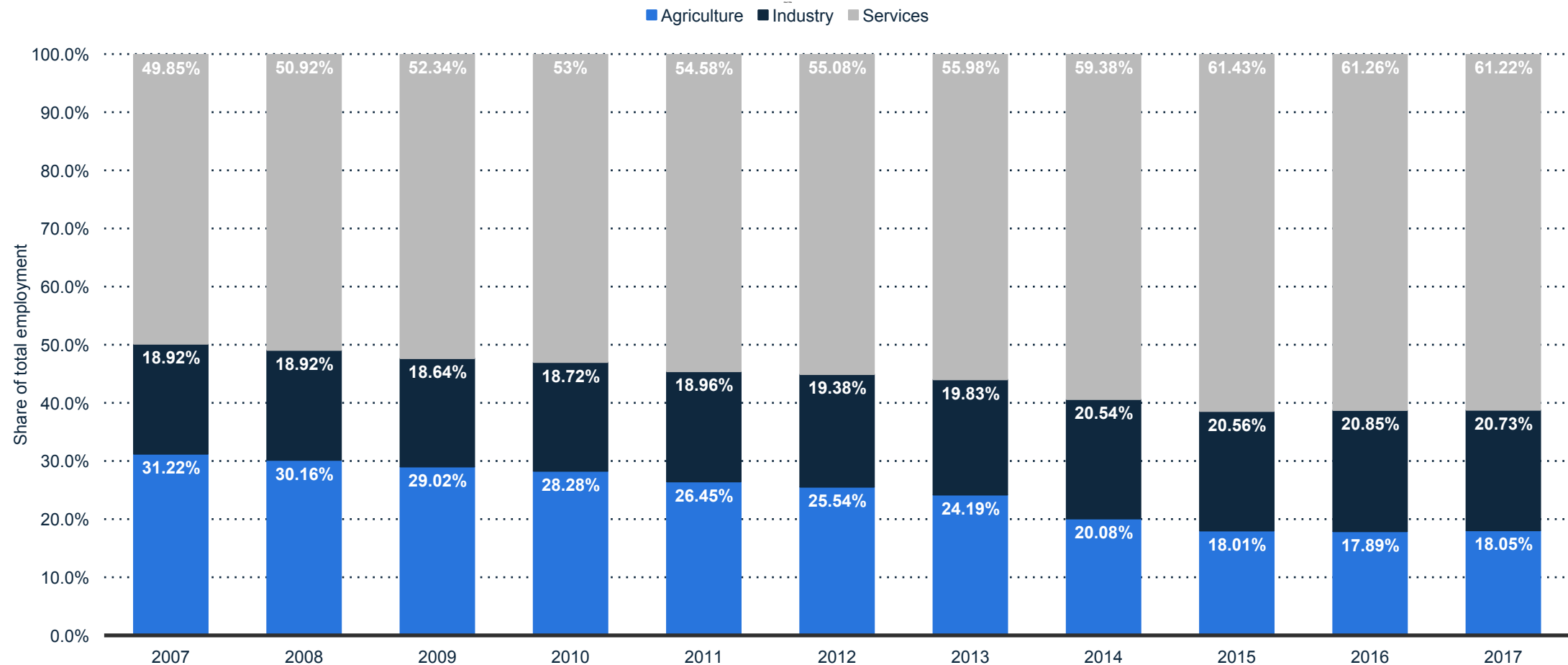
Note: Kazakhstan

Further information regarding this statistic can be found on [page 50](#).

Source(s): World Bank; [ID 436156](#)

Kazakhstan: Distribution of employment by economic sector from 2007 to 2017

Employment by economic sector in Kazakhstan 2017



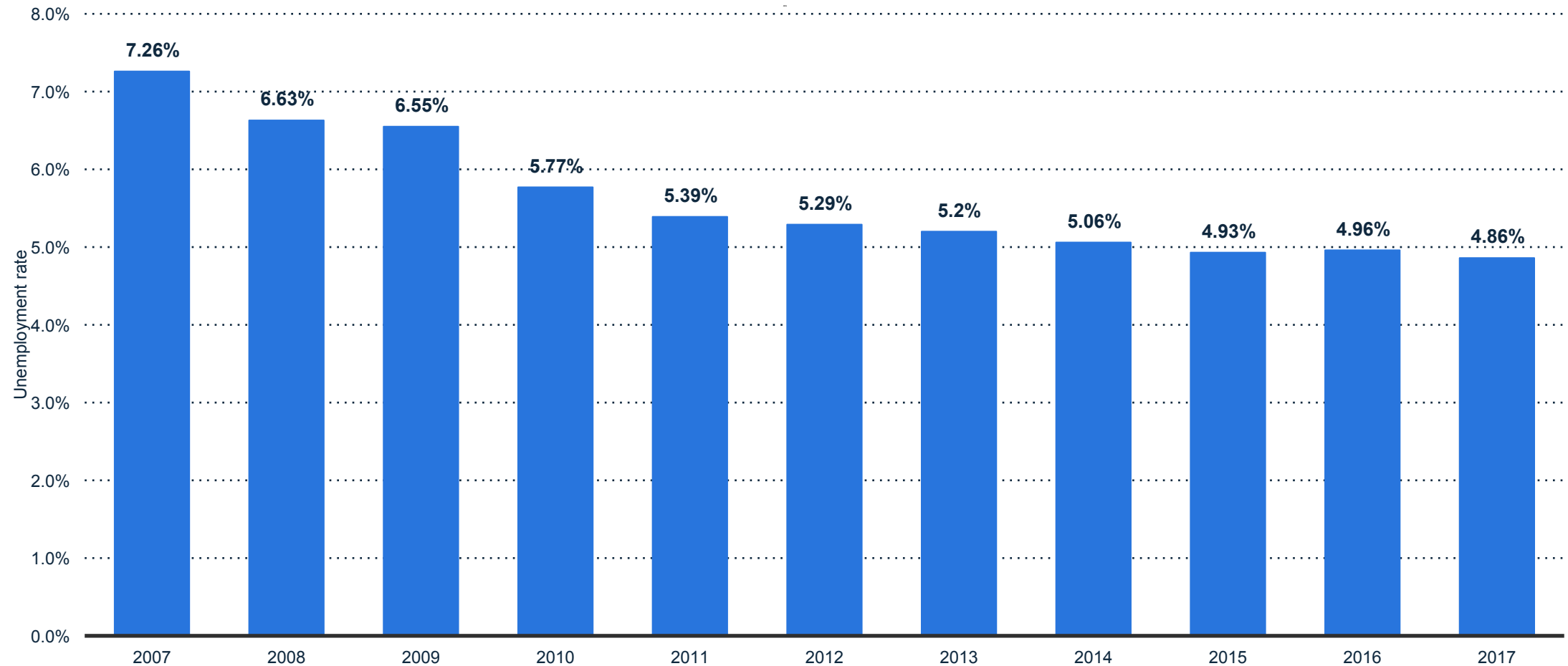
Note: Kazakhstan

Further information regarding this statistic can be found on [page 51](#).

Source(s): World Bank; [ID 436296](#)

Kazakhstan: Unemployment rate from 2007 to 2017

Unemployment rate in Kazakhstan 2017



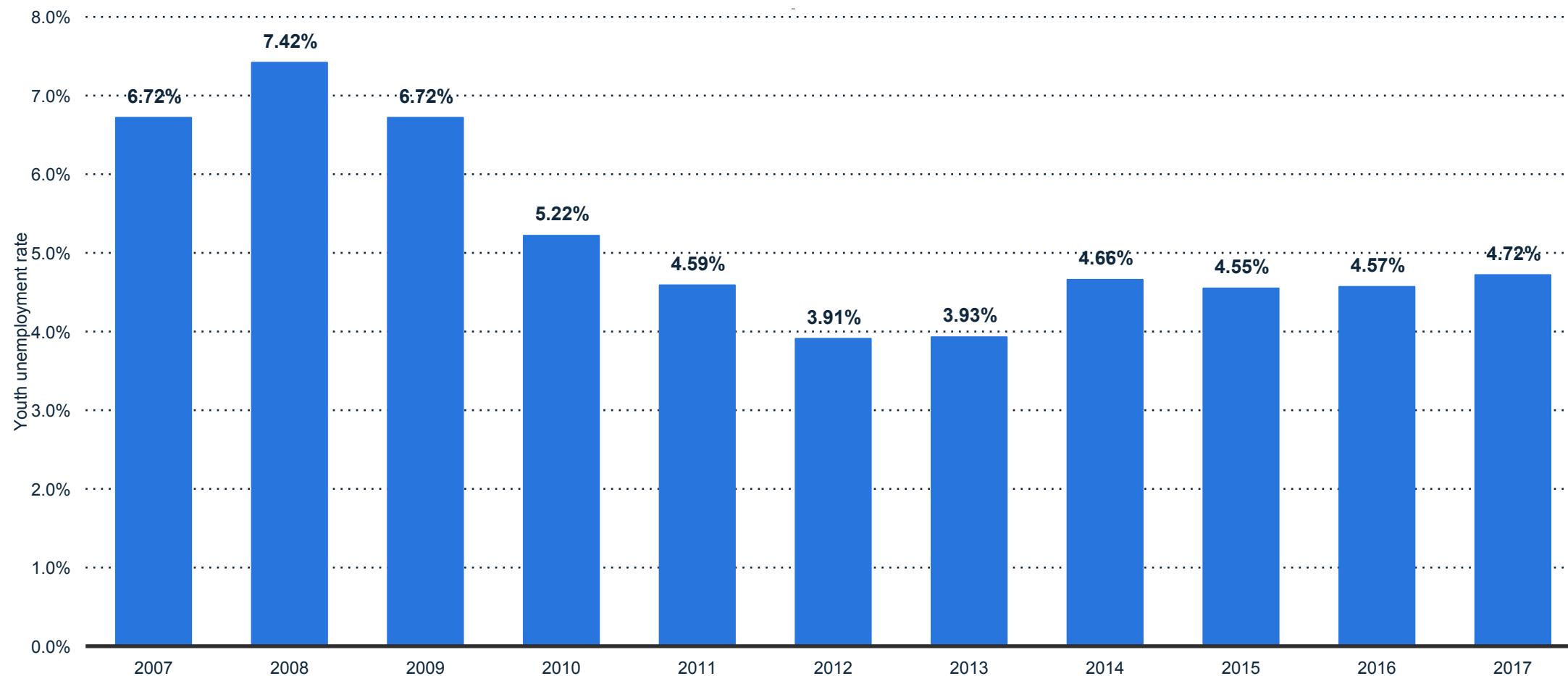
Note: Kazakhstan

Further information regarding this statistic can be found on [page 52](#).

Source(s): World Bank; [ID 436179](#)

Kazakhstan: Youth unemployment rate from 2007 to 2017

Youth unemployment rate in Kazakhstan in 2017



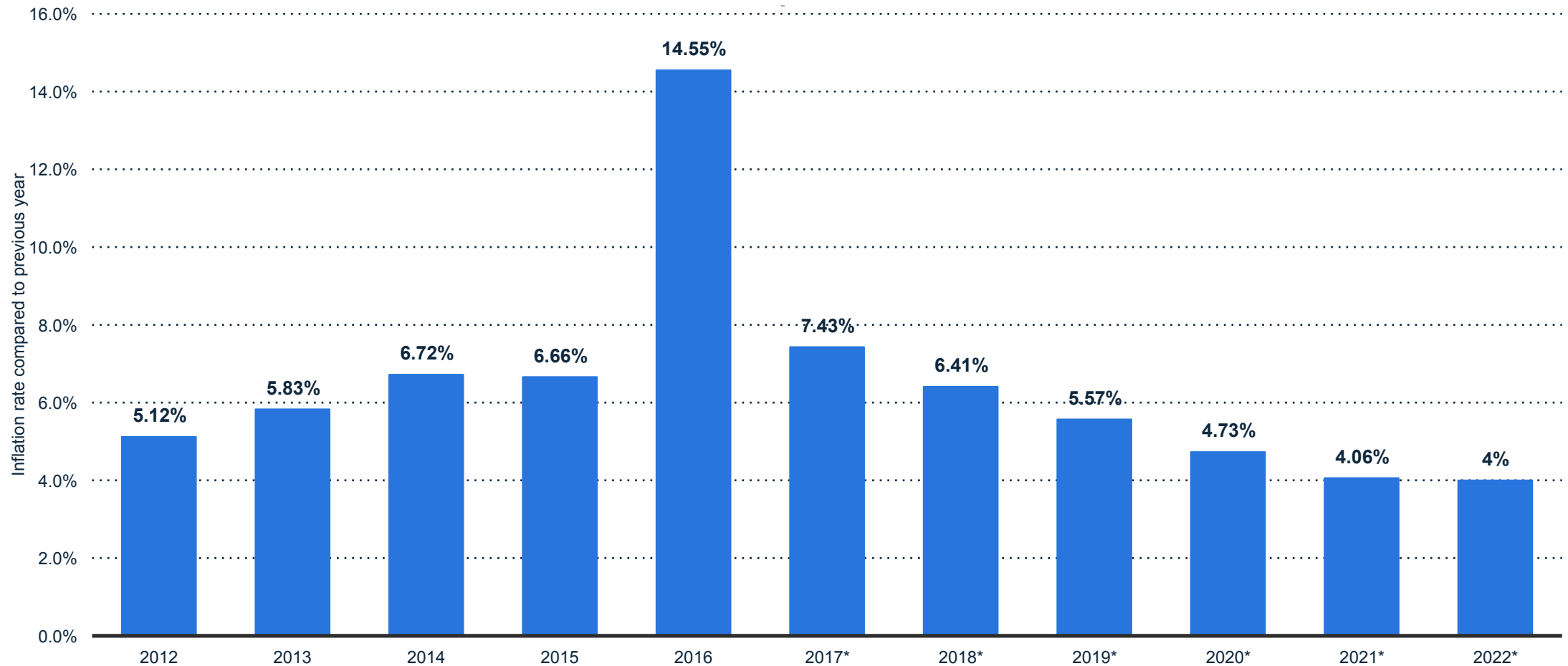
Note: Kazakhstan; 15-24 years

Further information regarding this statistic can be found on [page 53](#).

Source(s): World Bank; [ID 812129](#)

Kazakhstan: Inflation rate from 2012 to 2022 (compared to the previous year)

Inflation rate in Kazakhstan 2022



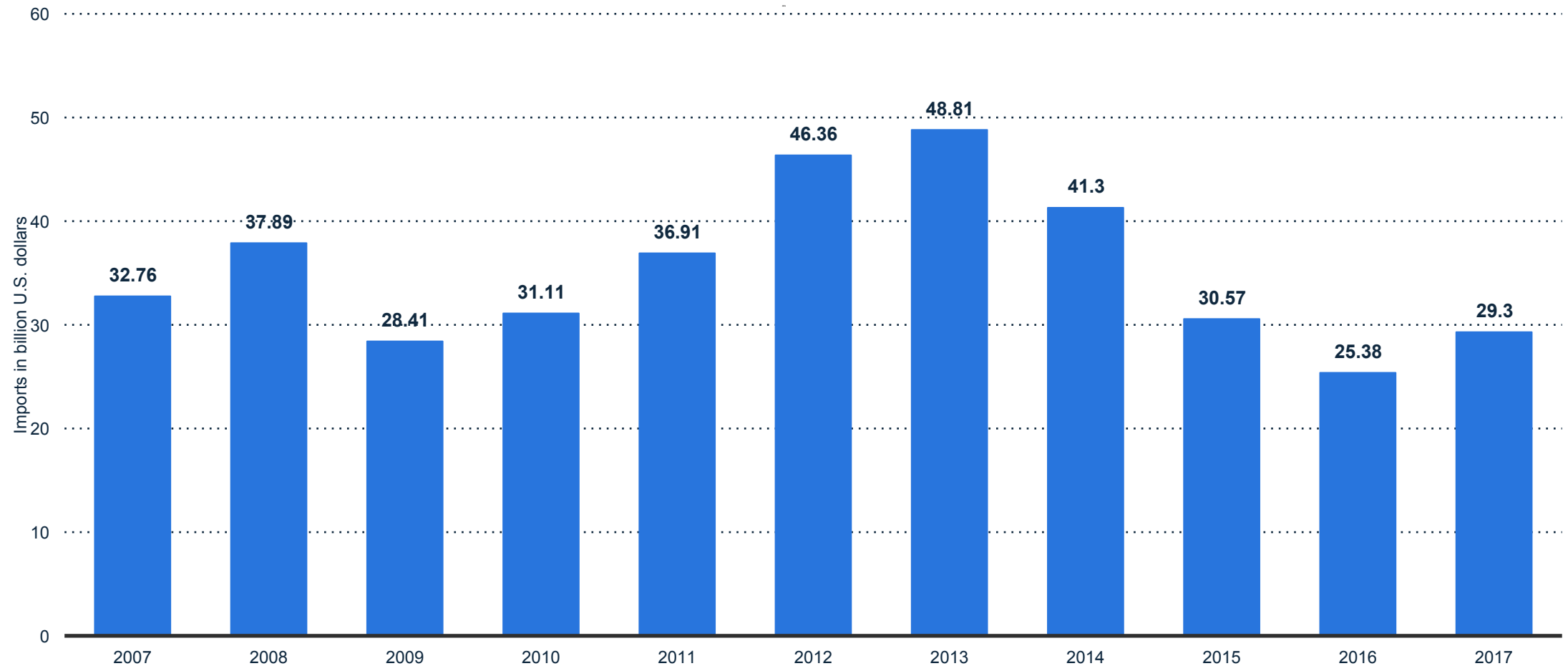
Note:

Further information regarding this statistic can be found on [page 54](#).

Source(s): IMF; [ID 436183](#).

Kazakhstan: Import of goods from 2007 to 2017 (in billion U.S. dollars)

Import of goods to Kazakhstan 2017



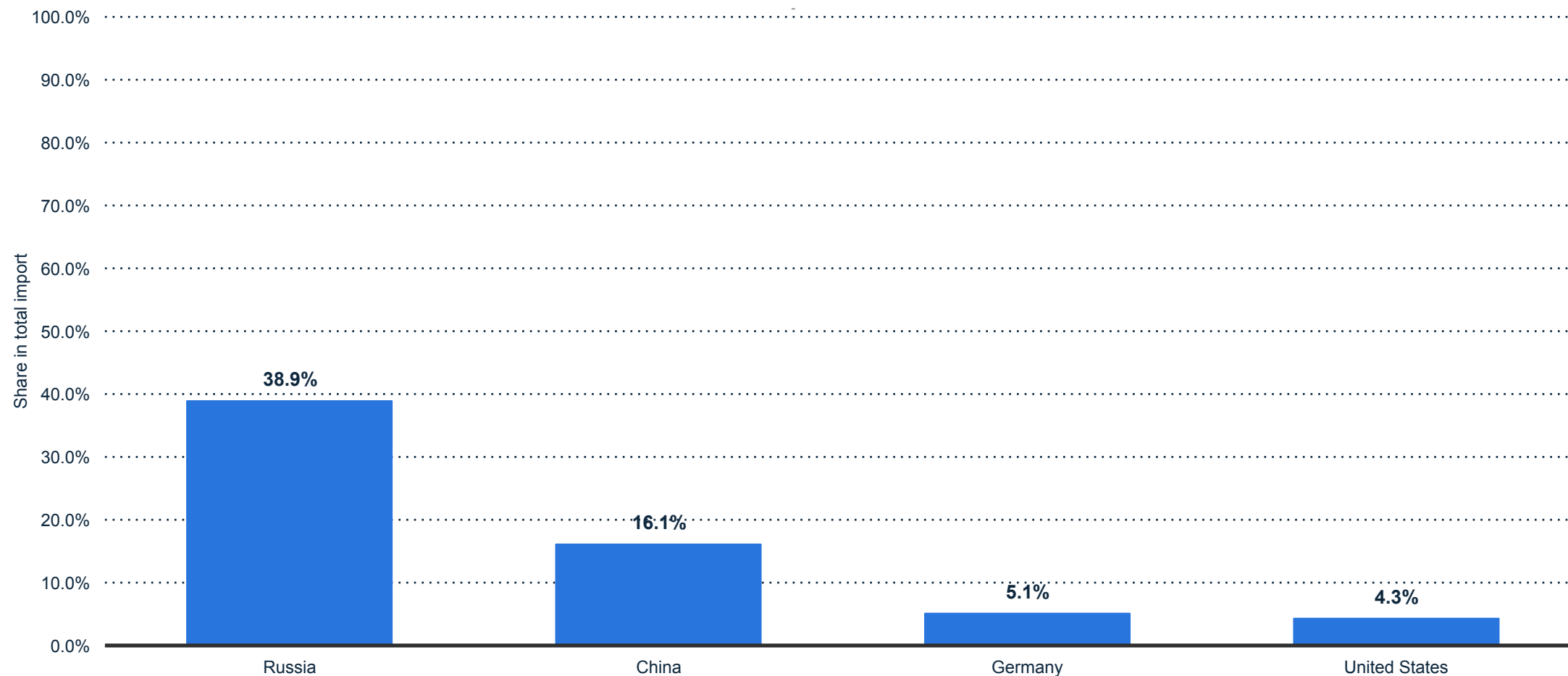
Note: Kazakhstan

Further information regarding this statistic can be found on [page 55](#).

Source(s): WTO; [ID 436206](#)

Kazakhstan: Main import partners in 2017

Most important import partners of Kazakhstan 2017



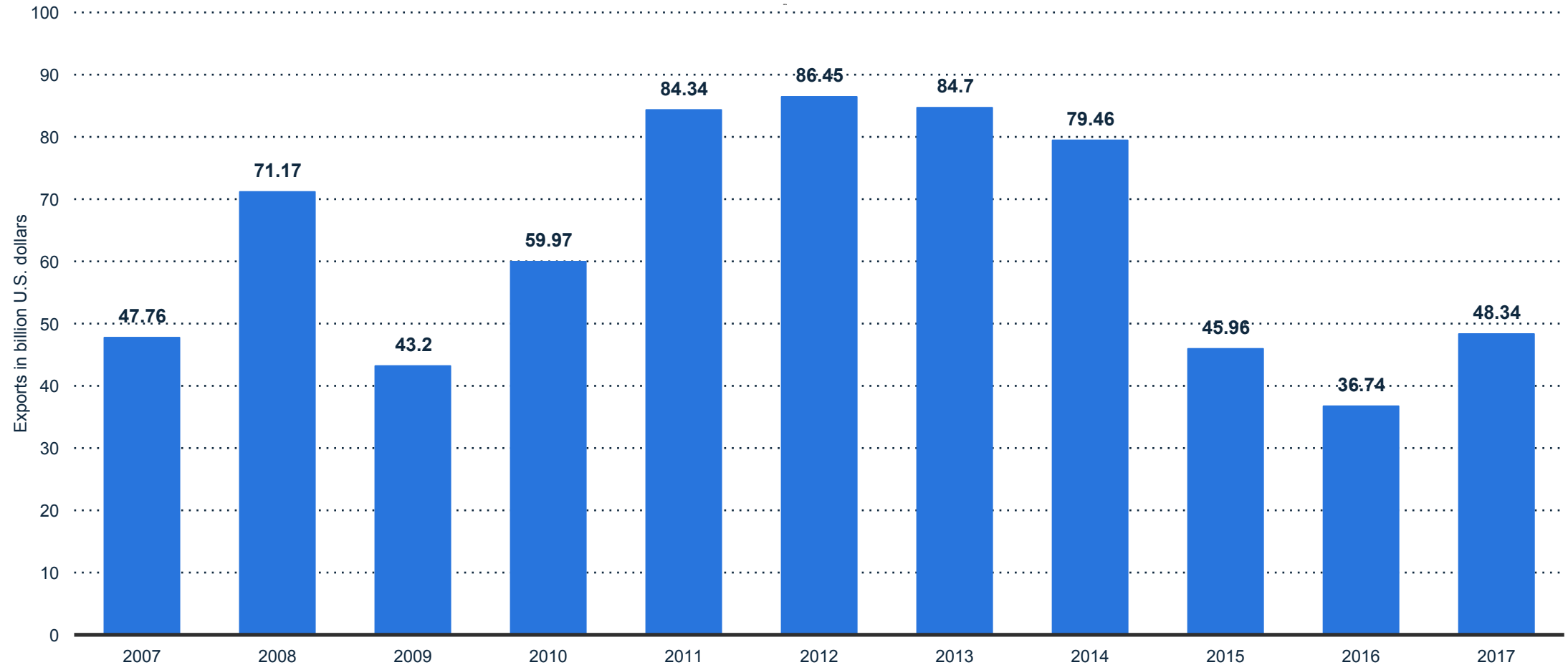
Note: Kazakhstan; 2017

Further information regarding this statistic can be found on [page 56](#).

Source(s): CIA; [ID 436251](#)

Kazakhstan: Export of goods from 2007 to 2017 (in billion U.S. dollars)

Export of goods from Kazakhstan 2017



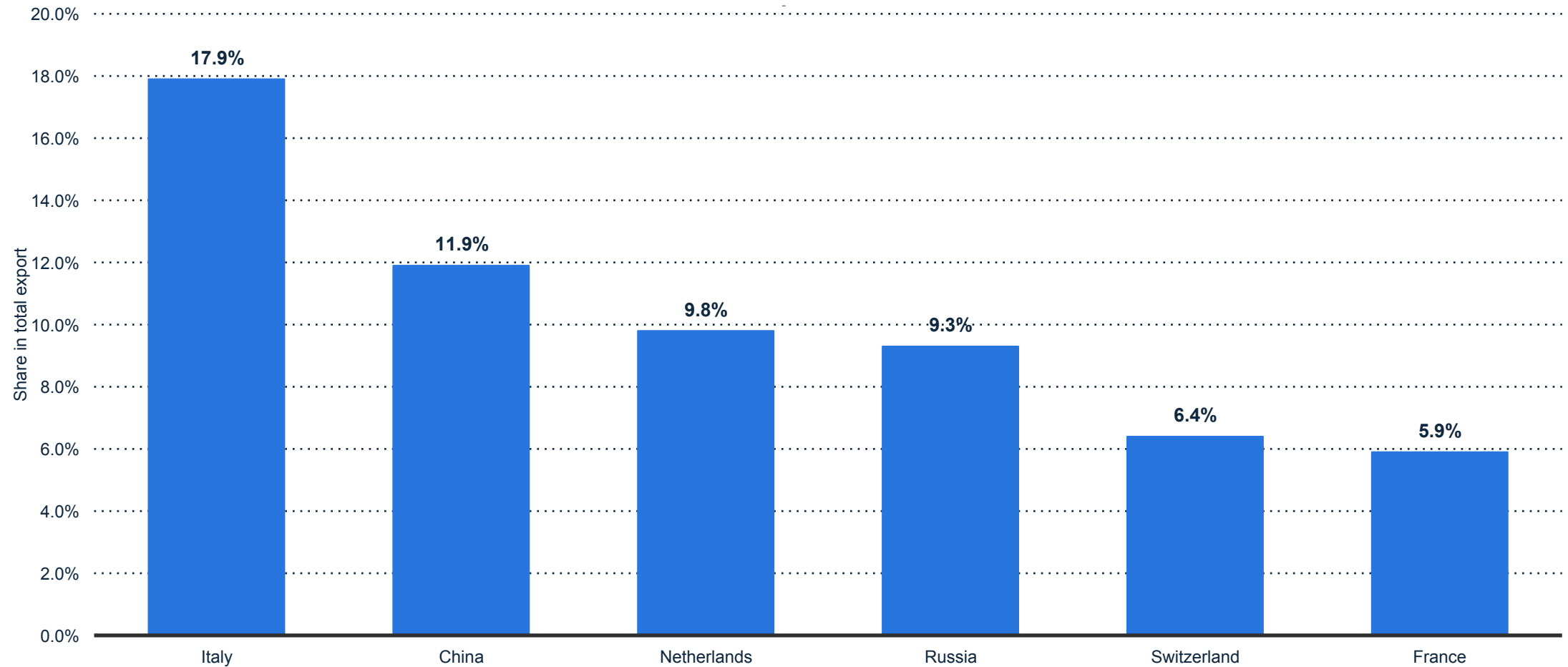
Note: Kazakhstan

Further information regarding this statistic can be found on [page 57](#).

Source(s): WTO; [ID 436213](#)

Kazakhstan: Main export partners in 2017

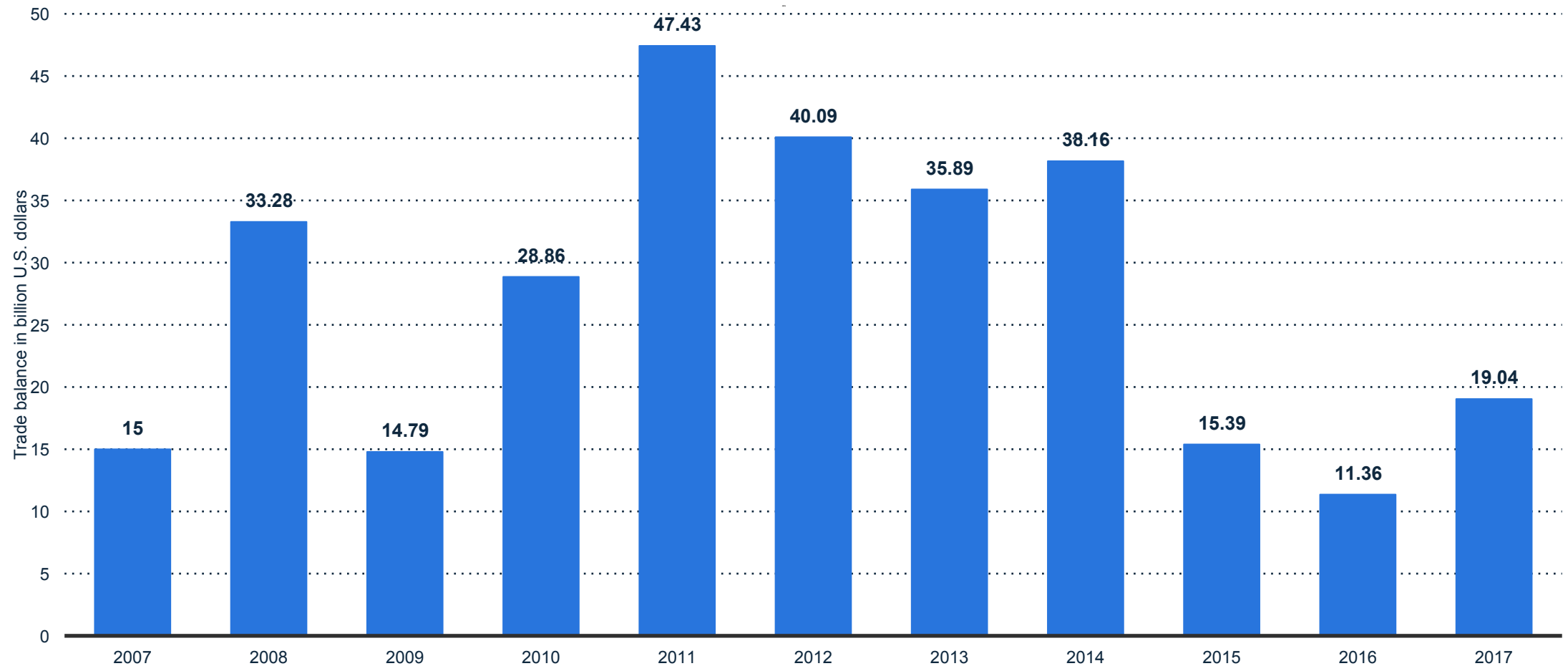
Most important export partners for Kazakhstan in 2017



Note: Kazakhstan
Further information regarding this statistic can be found on [page 58](#).
Source(s): CIA; [ID 436254](#)

Kazakhstan: Trade balance from 2007 to 2017 (in billion U.S. dollars)

Trade balance of Kazakhstan 2017



Note: Kazakhstan

Further information regarding this statistic can be found on [page 59](#).

Source(s): WTO; [ID 436228](#)



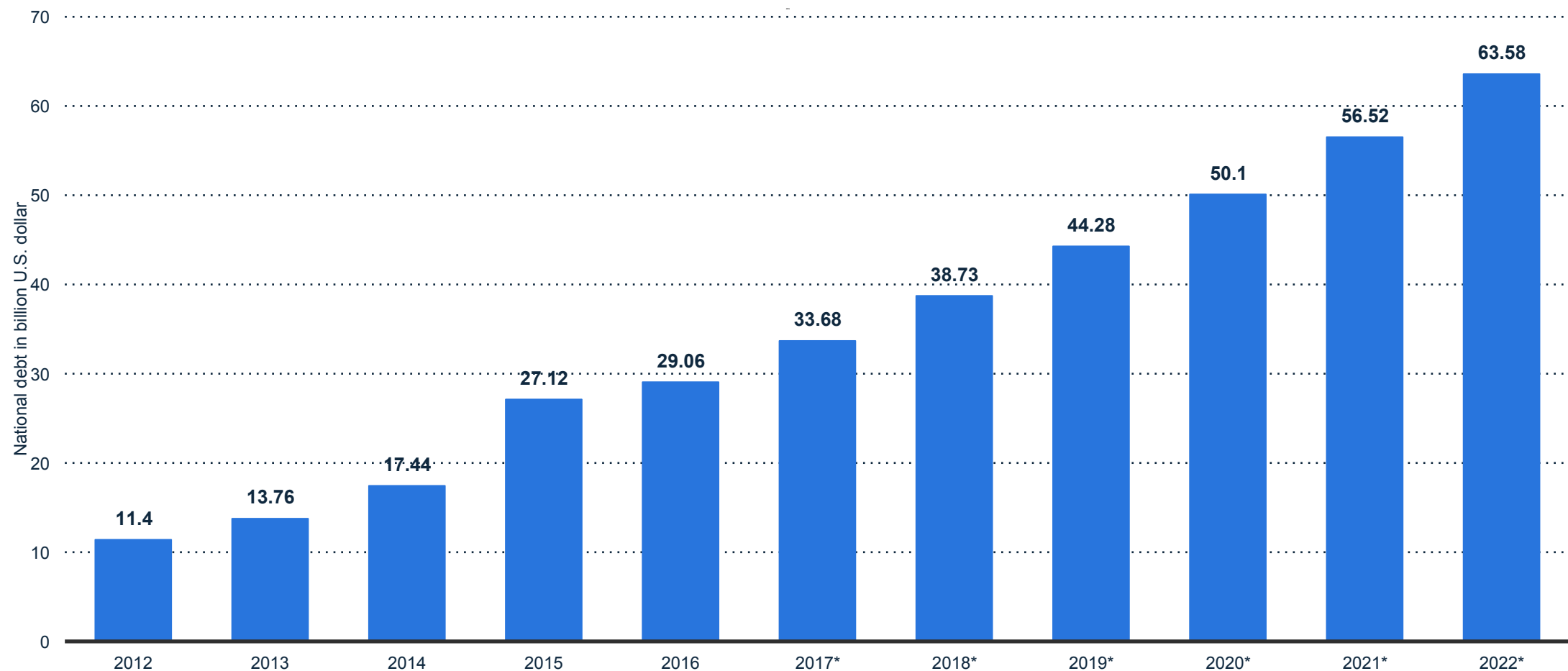
NATIONAL FINANCES

Kazakhstan



Kazakhstan: National debt from 2012 to 2022 (in billion U.S. dollars)

National debt of Kazakhstan 2022



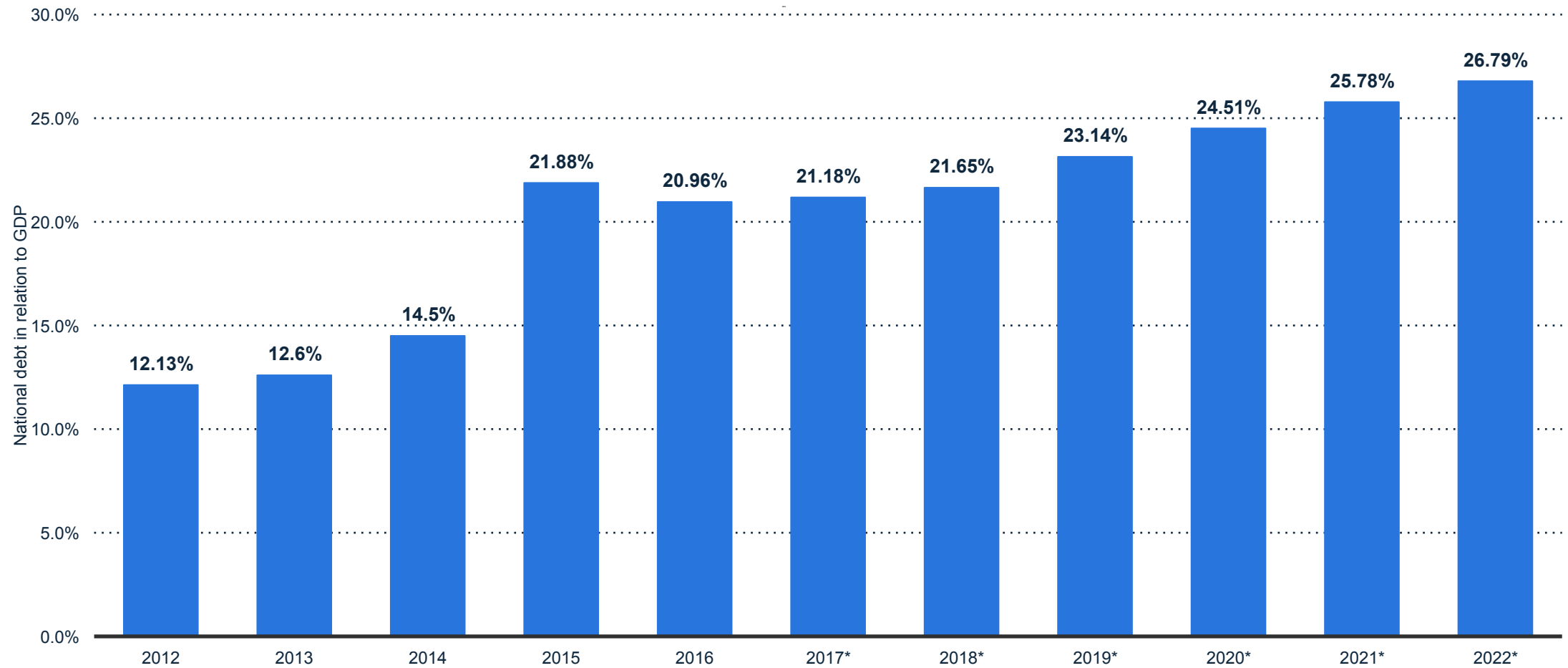
Note: Kazakhstan

Further information regarding this statistic can be found on [page 60](#).

Source(s): IMF; [ID 531649](#)

Kazakhstan: National debt in relation to gross domestic product (GDP) from 2012 to 2022

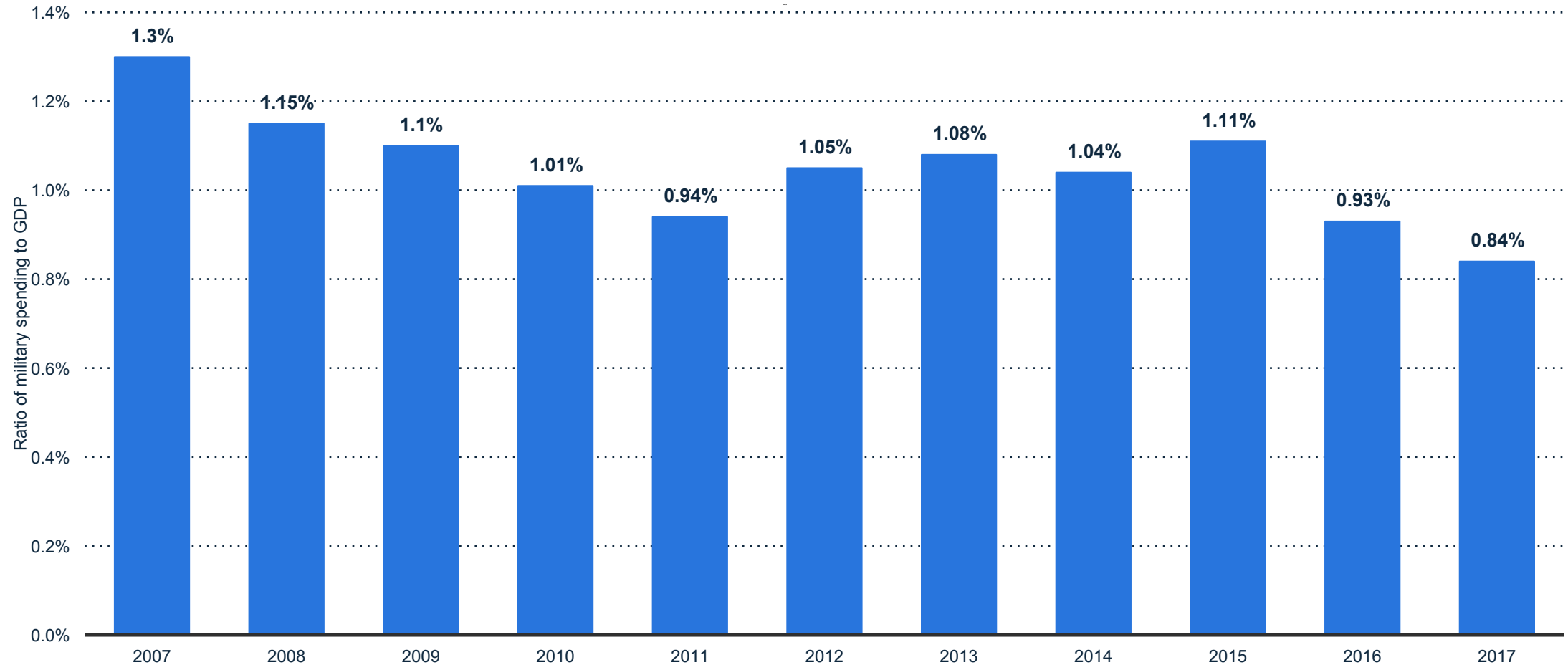
National debt of Kazakhstan in relation to gross domestic product (GDP) 2022*



Note: Kazakhstan
Further information regarding this statistic can be found on [page 61](#).
Source(s): IMF; [ID 436278](#)

Kazakhstan: Ratio of military spending to gross domestic product (GDP) from 2007 to 2017

Ratio of military expenditure to gross domestic product (GDP) in Kazakhstan 2017



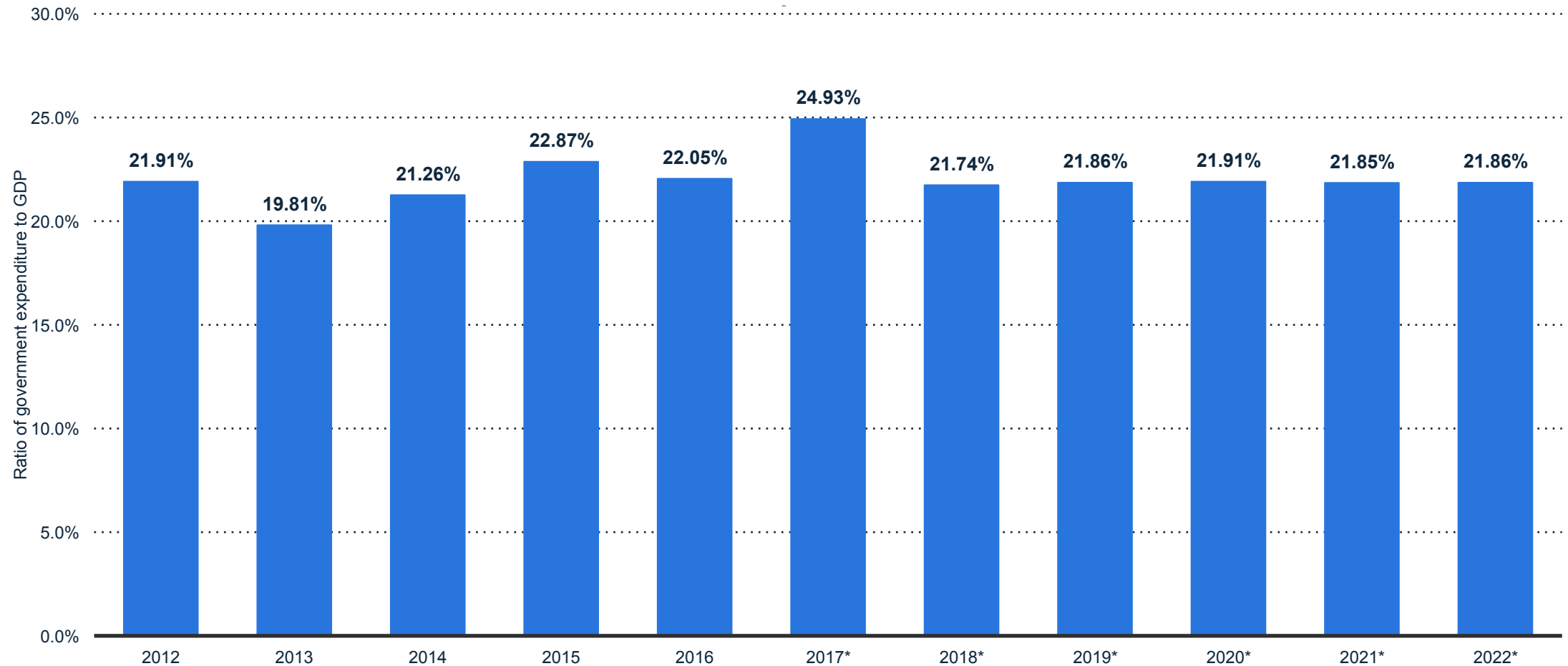
Note: Kazakhstan

Further information regarding this statistic can be found on [page 62](#).

Source(s): World Bank; [ID 810452](#)

Kazakhstan: Ratio of government expenditure to gross domestic product (GDP) from 2012 to 2022

Ratio of government expenditure to gross domestic product (GDP) in Kazakhstan 2022



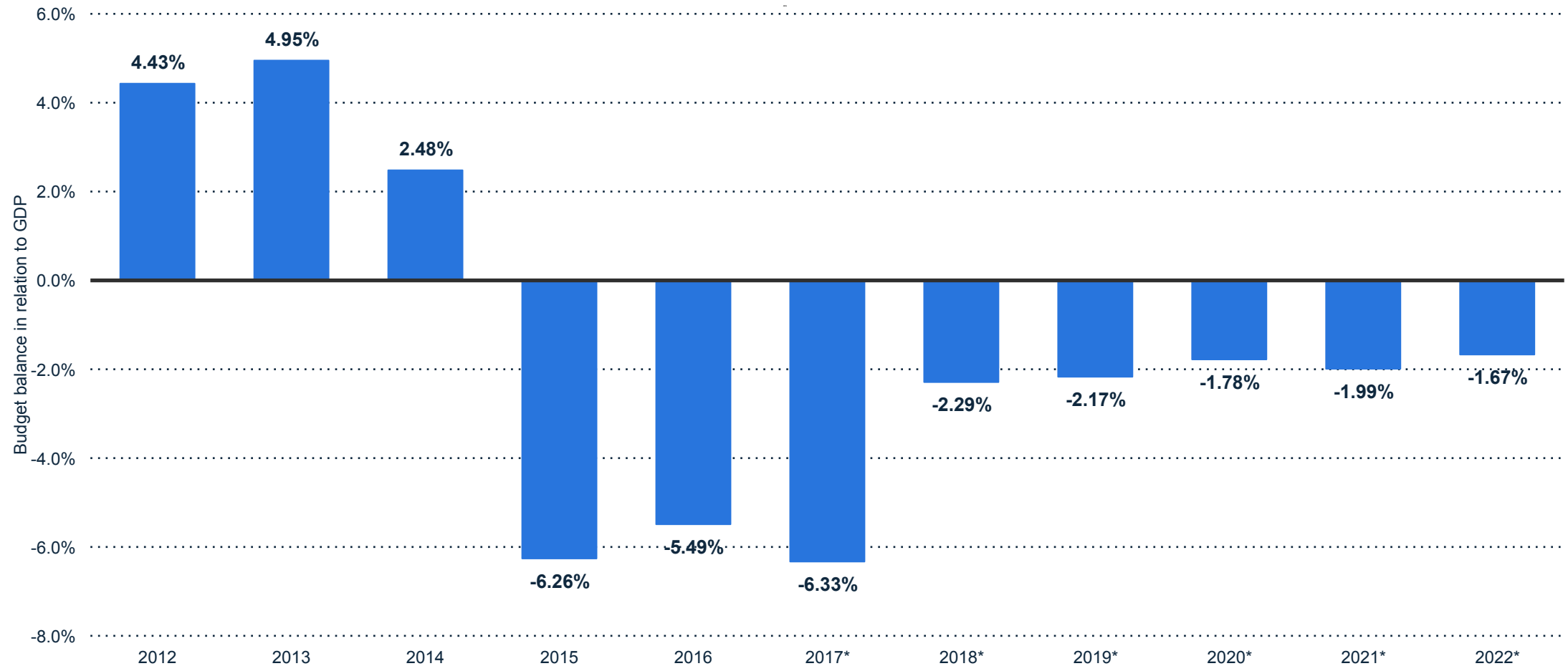
Note: Kazakhstan

Further information regarding this statistic can be found on [page 63](#).

Source(s): IMF; [ID 436271](#)

Kazakhstan: Budget balance between 2012 to 2022 in relation to GDP

Kazakhstan's budget balance in relation to GDP 2022



Note: Kazakhstan

Further information regarding this statistic can be found on [page 64](#).

Source(s): IMF; [ID 436273](#)

REFERENCES

Kazakhstan

Kazakhstan: Total population from 2012 to 2022 (in million inhabitants)

Total population of Kazakhstan 2022

Source and methodology information

Source(s)	IMF
Conducted by	IMF
Survey period	2012 to 2015
Region(s)	Kazakhstan
Number of respondents	<i>n.a.</i>
Age group	<i>n.a.</i>
Special characteristics	<i>n.a.</i>
Published by	IMF
Publication date	April 2018
Original source	imf.org
Website URL	visit the website

Notes:

* Estimate. Figures have been rounded.

[Back to statistic](#)

Kazakhstan: Population growth from 2007 to 2017 (compared to previous year)

Population growth in Kazakhstan 2017

Source and methodology information

Source(s)	World Bank
Conducted by	World Bank
Survey period	2007 to 2017
Region(s)	Kazakhstan
Number of respondents	<i>n.a.</i>
Age group	<i>n.a.</i>
Special characteristics	<i>n.a.</i>
Published by	World Bank
Publication date	June 2018
Original source	worldbank.org
Website URL	visit the website

Notes:

Figures have been rounded.

[Back to statistic](#)

Kazakhstan: Fertility rate from 2006 to 2016

Fertility rate in Kazakhstan 2016

Source and methodology information

Source(s)	World Bank
Conducted by	World Bank
Survey period	2006 to 2016
Region(s)	Kazakhstan
Number of respondents	<i>n.a.</i>
Age group	<i>n.a.</i>
Special characteristics	<i>n.a.</i>
Published by	World Bank
Publication date	June 2018
Original source	worldbank.org
Website URL	visit the website

Notes:

n.a.

[Back to statistic](#)

Kazakhstan: Life expectancy at birth from 2006 to 2016

Life expectancy at birth in Kazakhstan 2016

Source and methodology information

Source(s)	World Bank
Conducted by	World Bank
Survey period	2006 to 2016
Region(s)	Kazakhstan
Number of respondents	<i>n.a.</i>
Age group	<i>n.a.</i>
Special characteristics	<i>n.a.</i>
Published by	World Bank
Publication date	June 2018
Original source	worldbank.org
Website URL	visit the website

Notes:

Figures have been rounded.

[Back to statistic](#)

Kazakhstan: Age structure from 2007 to 2017

Age structure in Kazakhstan 2007-2017

Source and methodology information

Source(s)	World Bank
Conducted by	World Bank
Survey period	2007 to 2017
Region(s)	Kazakhstan
Number of respondents	<i>n.a.</i>
Age group	<i>n.a.</i>
Special characteristics	<i>n.a.</i>
Published by	World Bank
Publication date	June 2018
Original source	worldbank.org
Website URL	visit the website

Notes:

Figures have been rounded.

[Back to statistic](#)

Kazakhstan: Average age of the population from 1950 to 2050 (median age in years)

Median age of the population in Kazakhstan 2015

Source and methodology information

Source(s)	United Nations
Conducted by	United Nations
Survey period	1950 to 2015
Region(s)	Kazakhstan
Number of respondents	<i>n.a.</i>
Age group	<i>n.a.</i>
Special characteristics	<i>n.a.</i>
Published by	United Nations
Publication date	October 2017
Original source	World Population Prospects: The 2017 Revision Population Database
Website URL	visit the website

Notes:

*Estimates.

[Back to statistic](#)

Kazakhstan: Death rate from 2006 to 2016 (in deaths per 1,000 inhabitants)

Death rate in Kazakhstan 2016

Source and methodology information

Source(s)	World Bank
Conducted by	World Bank
Survey period	2006 to 2016
Region(s)	Kazakhstan
Number of respondents	<i>n.a.</i>
Age group	<i>n.a.</i>
Special characteristics	<i>n.a.</i>
Published by	World Bank
Publication date	June 2018
Original source	worldbank.org
Website URL	visit the website

Notes:

According to source: "Death rate, crude (per 1,000 people)"

[Back to statistic](#)

Kazakhstan: Infant mortality rate from 2006 to 2016 (in deaths per 1,000 live births)

Infant mortality rate in Kazakhstan 2016

Source and methodology information

Source(s)	World Bank
Conducted by	World Bank
Survey period	2006 to 2016
Region(s)	Kazakhstan
Number of respondents	<i>n.a.</i>
Age group	<i>n.a.</i>
Special characteristics	<i>n.a.</i>
Published by	World Bank
Publication date	June 2018
Original source	worldbank.org
Website URL	visit the website

Notes:

n.a.

[Back to statistic](#)

Kazakhstan: Urbanization from 2007 to 2017

Urbanization in Kazakhstan 2017

Source and methodology information

Source(s)	World Bank
Conducted by	World Bank
Survey period	2007 to 2017
Region(s)	Kazakhstan
Number of respondents	<i>n.a.</i>
Age group	<i>n.a.</i>
Special characteristics	<i>n.a.</i>
Published by	World Bank
Publication date	June 2018
Original source	worldbank.org
Website URL	visit the website

Notes:

n.a.

[Back to statistic](#)

Kazakhstan: Gross domestic product (GDP) in current prices from 2012 to 2022 (in billion U.S. dollars)

Gross domestic product (GDP) in Kazakhstan 2022

Source and methodology information

Source(s)	IMF
Conducted by	IMF
Survey period	2012 to 2016
Region(s)	Kazakhstan
Number of respondents	<i>n.a.</i>
Age group	<i>n.a.</i>
Special characteristics	<i>n.a.</i>
Published by	IMF
Publication date	April 2018
Original source	imf.org
Website URL	visit the website

Notes:

* Estimate. Figures have been rounded for better understanding of the statistic.

[Back to statistic](#)

Kazakhstan: Gross domestic product (GDP) per capita in current prices from 2012 to 2022 (in U.S. dollars)

Gross domestic product (GDP) per capita in Kazakhstan 2022

Source and methodology information

Source(s)	IMF
Conducted by	IMF
Survey period	2012 to 2015
Region(s)	Kazakhstan
Number of respondents	<i>n.a.</i>
Age group	<i>n.a.</i>
Special characteristics	<i>n.a.</i>
Published by	IMF
Publication date	April 2018
Original source	imf.org
Website URL	visit the website

Notes:

* Estimate. The values have been rounded to provide a better understanding of the statistic.

[Back to statistic](#)

Kazakhstan: Growth rate of the real gross domestic product (GDP) from 2012 to 2022 (compared to the previous year)

Gross domestic product (GDP) growth rate in Kazakhstan 2022

Source and methodology information

Source(s)	IMF
Conducted by	IMF
Survey period	2012 to 2016
Region(s)	Kazakhstan
Number of respondents	<i>n.a.</i>
Age group	<i>n.a.</i>
Special characteristics	<i>n.a.</i>
Published by	IMF
Publication date	April 2018
Original source	imf.org
Website URL	visit the website

Notes:

* Estimate. Values have been rounded.

[Back to statistic](#)

Kazakhstan: Share in global gross domestic product (GDP) adjusted for Purchasing Power Parity (PPP) from 2012 to 2022

Kazakhstan: Share in global GDP adjusted for PPP 2022

Source and methodology information

Source(s)	IMF
Conducted by	IMF
Survey period	2012 to 2016
Region(s)	Kazakhstan
Number of respondents	<i>n.a.</i>
Age group	<i>n.a.</i>
Special characteristics	<i>n.a.</i>
Published by	IMF
Publication date	April 2018
Original source	imf.org
Website URL	visit the website

Notes:

All figures have been estimated. Values have been rounded to provide a better understanding of the statistic.

[Back to statistic](#)

Kazakhstan: Share of economic sectors in the gross domestic product (GDP) from 2007 to 2017

Share of economic sectors in the GDP in Kazakhstan 2017

Source and methodology information

Source(s)	World Bank
Conducted by	World Bank
Survey period	2007 to 2017
Region(s)	Kazakhstan
Number of respondents	<i>n.a.</i>
Age group	<i>n.a.</i>
Special characteristics	<i>n.a.</i>
Published by	World Bank
Publication date	June 2018
Original source	worldbank.org
Website URL	visit the website

Notes:

Figures have been rounded.

[Back to statistic](#)

Kazakhstan: Distribution of employment by economic sector from 2007 to 2017

Employment by economic sector in Kazakhstan 2017

Source and methodology information

Source(s)	World Bank
Conducted by	World Bank
Survey period	2007 to 2017
Region(s)	Kazakhstan
Number of respondents	<i>n.a.</i>
Age group	<i>n.a.</i>
Special characteristics	<i>n.a.</i>
Published by	World Bank
Publication date	June 2018
Original source	worldbank.org
Website URL	visit the website

Notes:

n.a.

[Back to statistic](#)

Kazakhstan: Unemployment rate from 2007 to 2017

Unemployment rate in Kazakhstan 2017

Source and methodology information

Source(s)	World Bank
Conducted by	World Bank
Survey period	2007 to 2017
Region(s)	Kazakhstan
Number of respondents	<i>n.a.</i>
Age group	<i>n.a.</i>
Special characteristics	<i>n.a.</i>
Published by	World Bank
Publication date	June 2018
Original source	worldbank.org
Website URL	visit the website

Notes:

Figures have been rounded. All figures are modeled ILO estimates.

[Back to statistic](#)

Kazakhstan: Youth unemployment rate from 2007 to 2017

Youth unemployment rate in Kazakhstan in 2017

Source and methodology information

Source(s)	World Bank
Conducted by	World Bank; ILO
Survey period	2007 to 2017
Region(s)	Kazakhstan
Number of respondents	<i>n.a.</i>
Age group	15-24 years
Special characteristics	<i>n.a.</i>
Published by	World Bank
Publication date	June 2018
Original source	worldbank.org
Website URL	visit the website

Notes:

Figures have been rounded. According to the source, the data are ILO estimates.

[Back to statistic](#)

Kazakhstan: Inflation rate from 2012 to 2022 (compared to the previous year)

Inflation rate in Kazakhstan 2022

Source and methodology information

Source(s)	IMF
Conducted by	IMF
Survey period	2012 to 2016
Region(s)	Kazakhstan
Number of respondents	<i>n.a.</i>
Age group	<i>n.a.</i>
Special characteristics	<i>n.a.</i>
Published by	IMF
Publication date	April 2018
Original source	imf.org
Website URL	visit the website

Notes:

* Estimate. Figures have been rounded.

[Back to statistic](#)

Kazakhstan: Import of goods from 2007 to 2017 (in billion U.S. dollars)

Import of goods to Kazakhstan 2017

Source and methodology information

Source(s)	WTO
Conducted by	WTO
Survey period	2007 to 2017
Region(s)	Kazakhstan
Number of respondents	<i>n.a.</i>
Age group	<i>n.a.</i>
Special characteristics	<i>n.a.</i>
Published by	WTO
Publication date	April 2018
Original source	wto.org
Website URL	visit the website

Notes:

The values have been rounded to provide a better understanding of the statistic.

[Back to statistic](#)

Kazakhstan: Main import partners in 2017

Most important import partners of Kazakhstan 2017

Source and methodology information

Source(s)	CIA
Conducted by	CIA
Survey period	2017
Region(s)	Kazakhstan
Number of respondents	<i>n.a.</i>
Age group	<i>n.a.</i>
Special characteristics	<i>n.a.</i>
Published by	CIA
Publication date	August 2018
Original source	cia.gov
Website URL	visit the website

Notes:

n.a.

[Back to statistic](#)

Kazakhstan: Export of goods from 2007 to 2017 (in billion U.S. dollars)

Export of goods from Kazakhstan 2017

Source and methodology information

Source(s)	WTO
Conducted by	WTO
Survey period	2007 to 2017
Region(s)	Kazakhstan
Number of respondents	<i>n.a.</i>
Age group	<i>n.a.</i>
Special characteristics	<i>n.a.</i>
Published by	WTO
Publication date	April 2018
Original source	wto.org
Website URL	visit the website

Notes:

The values have been rounded to provide a better understanding of the statistic.

[Back to statistic](#)

Kazakhstan: Main export partners in 2017

Most important export partners for Kazakhstan in 2017

Source and methodology information

Source(s)	CIA
Conducted by	CIA
Survey period	2017
Region(s)	Kazakhstan
Number of respondents	<i>n.a.</i>
Age group	<i>n.a.</i>
Special characteristics	<i>n.a.</i>
Published by	CIA
Publication date	August 2018
Original source	cia.gov
Website URL	visit the website

Notes:

n.a.

[Back to statistic](#)

Kazakhstan: Trade balance from 2007 to 2017 (in billion U.S. dollars)

Trade balance of Kazakhstan 2017

Source and methodology information

Source(s)	WTO
Conducted by	WTO
Survey period	2007 to 2017
Region(s)	Kazakhstan
Number of respondents	<i>n.a.</i>
Age group	<i>n.a.</i>
Special characteristics	<i>n.a.</i>
Published by	WTO
Publication date	April 2018
Original source	wto.org
Website URL	visit the website

Notes:

The values have been rounded to provide a better understanding of the statistic.

[Back to statistic](#)

Kazakhstan: National debt from 2012 to 2022 (in billion U.S. dollars)

National debt of Kazakhstan 2022

Source and methodology information

Source(s)	IMF
Conducted by	IMF
Survey period	2012 to 2016
Region(s)	Kazakhstan
Number of respondents	<i>n.a.</i>
Age group	<i>n.a.</i>
Special characteristics	<i>n.a.</i>
Published by	IMF
Publication date	April 2018
Original source	imf.org
Website URL	visit the website

Notes:

* Estimate. Values have been rounded for better understanding of the statistic. Exchange rate as of May 28, 2018, 1 KZT = 0.00303191 U.S. dollars.

[Back to statistic](#)

Kazakhstan: National debt in relation to gross domestic product (GDP) from 2012 to 2022

National debt of Kazakhstan in relation to gross domestic product (GDP) 2022*

Source and methodology information

Source(s)	IMF
Conducted by	IMF
Survey period	2012 to 2016
Region(s)	Kazakhstan
Number of respondents	<i>n.a.</i>
Age group	<i>n.a.</i>
Special characteristics	<i>n.a.</i>
Published by	IMF
Publication date	April 2018
Original source	imf.org
Website URL	visit the website

Notes:

* Estimate. Figures have been rounded.

[Back to statistic](#)

Kazakhstan: Ratio of military spending to gross domestic product (GDP) from 2007 to 2017

Ratio of military expenditure to gross domestic product (GDP) in Kazakhstan 2017

Source and methodology information

Source(s)	World Bank
Conducted by	World Bank
Survey period	2007 to 2017
Region(s)	Kazakhstan
Number of respondents	<i>n.a.</i>
Age group	<i>n.a.</i>
Special characteristics	<i>n.a.</i>
Published by	World Bank
Publication date	June 2018
Original source	worldbank.org
Website URL	visit the website

Notes:

Figures have been rounded.

[Back to statistic](#)

Kazakhstan: Ratio of government expenditure to gross domestic product (GDP) from 2012 to 2022

Ratio of government expenditure to gross domestic product (GDP) in Kazakhstan 2022

Source and methodology information

Source(s)	IMF
Conducted by	IMF
Survey period	2012 to 2016
Region(s)	Kazakhstan
Number of respondents	<i>n.a.</i>
Age group	<i>n.a.</i>
Special characteristics	<i>n.a.</i>
Published by	IMF
Publication date	April 2018
Original source	imf.org
Website URL	visit the website

Notes:

* Estimate. Values have been rounded to provide a better understanding of the statistic.

[Back to statistic](#)

Kazakhstan: Budget balance between 2012 to 2022 in relation to GDP

Kazakhstan's budget balance in relation to GDP 2022

Source and methodology information

Source(s)	IMF
Conducted by	IMF
Survey period	2012 to 2016
Region(s)	Kazakhstan
Number of respondents	<i>n.a.</i>
Age group	<i>n.a.</i>
Special characteristics	<i>n.a.</i>
Published by	IMF
Publication date	April 2018
Original source	imf.org
Website URL	visit the website

Notes:

* Estimation. The values have been rounded to provide a better understanding of the statistic.

[Back to statistic](#)