

**AZERBAIJAN**



# TABLE OF CONTENTS

Azerbaijan



# Table of Contents

## Population

- [06](#) Total population of Azerbaijan 2022
- [07](#) Population growth in Azerbaijan 2016
- [08](#) Fertility rate in Azerbaijan 2016
- [09](#) Life expectancy at birth in Azerbaijan 2016
- [10](#) Age structure in Azerbaijan 2016
- [11](#) Median age of the population in Azerbaijan from 1950 to 2050
- [12](#) Death rate in Azerbaijan 2016
- [13](#) Infant mortality rate in Azerbaijan 2016
- [14](#) Urbanization in Azerbaijan 2016
- [15](#) Literacy rate in Azerbaijan 2016

## Economy

- [17](#) Gross domestic product (GDP) in Azerbaijan 2022
- [18](#) Gross domestic product (GDP) per capita in Azerbaijan 2022
- [19](#) Gross domestic product (GDP) growth rate in Azerbaijan 2022
- [20](#) Azerbaijan: Share in global GDP adjusted for PPP 2022
- [21](#) Share of economic sectors in the GDP in Azerbaijan 2017

# Table of Contents

- [22](#) Employment by economic sector in Azerbaijan 2017
- [23](#) Unemployment rate in Azerbaijan 2017
- [24](#) Youth unemployment rate in Azerbaijan in 2017
- [25](#) Inflation rate in Azerbaijan 2022
- [26](#) Import of goods to Azerbaijan 2017
- [27](#) Most important import partners of Azerbaijan 2017
- [28](#) Export of goods to Azerbaijan 2017
- [29](#) Most important export partners for Azerbaijan in 2017
- [30](#) Trade balance of Azerbaijan 2017

## National finances

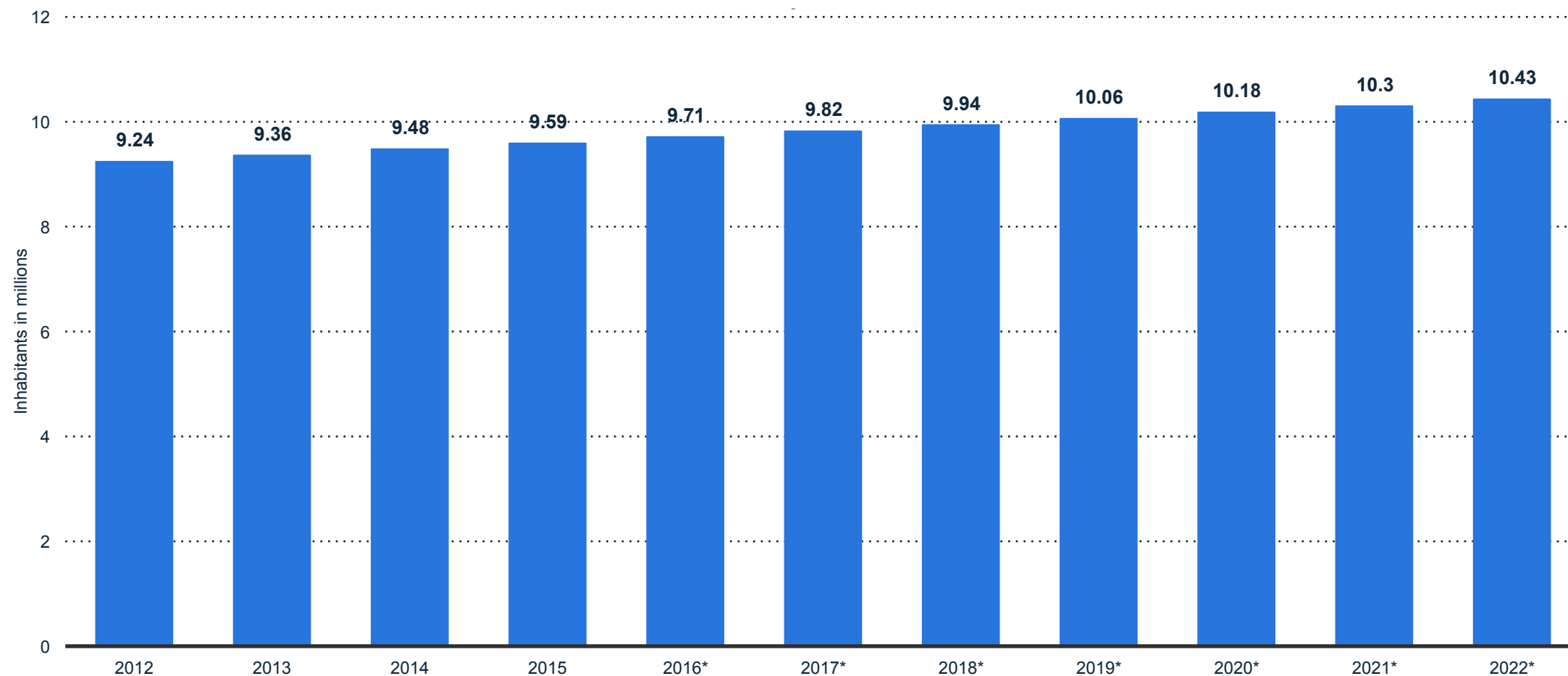
- [32](#) National debt of Azerbaijan 2022
- [33](#) National debt of Azerbaijan in relation to gross domestic product (GDP) 2022\*
- [34](#) Ratio of military expenditure to gross domestic product (GDP) in Azerbaijan 2016
- [35](#) Ratio of government expenditure to gross domestic product (GDP) in Azerbaijan 2022
- [36](#) Azerbaijan's budget balance in relation to GDP 2022

# POPULATION

Azerbaijan

# Azerbaijan: Total population from 2012 to 2022 (in million inhabitants)

Total population of Azerbaijan 2022



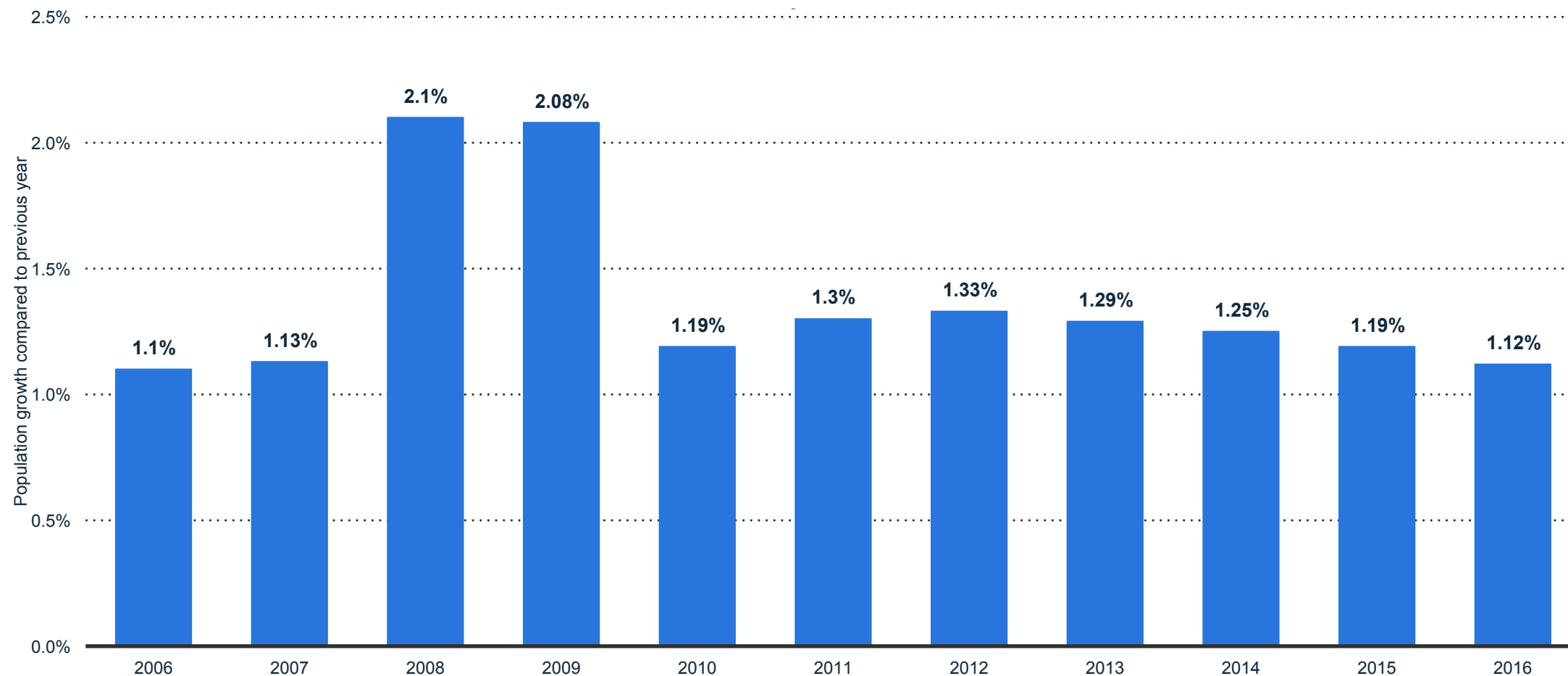
**Note:** Azerbaijan

Further information regarding this statistic can be found on [page 38](#).

Source(s): IMF; [ID 457529](#)

# Azerbaijan: Population growth from 2006 to 2016 (compared to previous year)

Population growth in Azerbaijan 2016



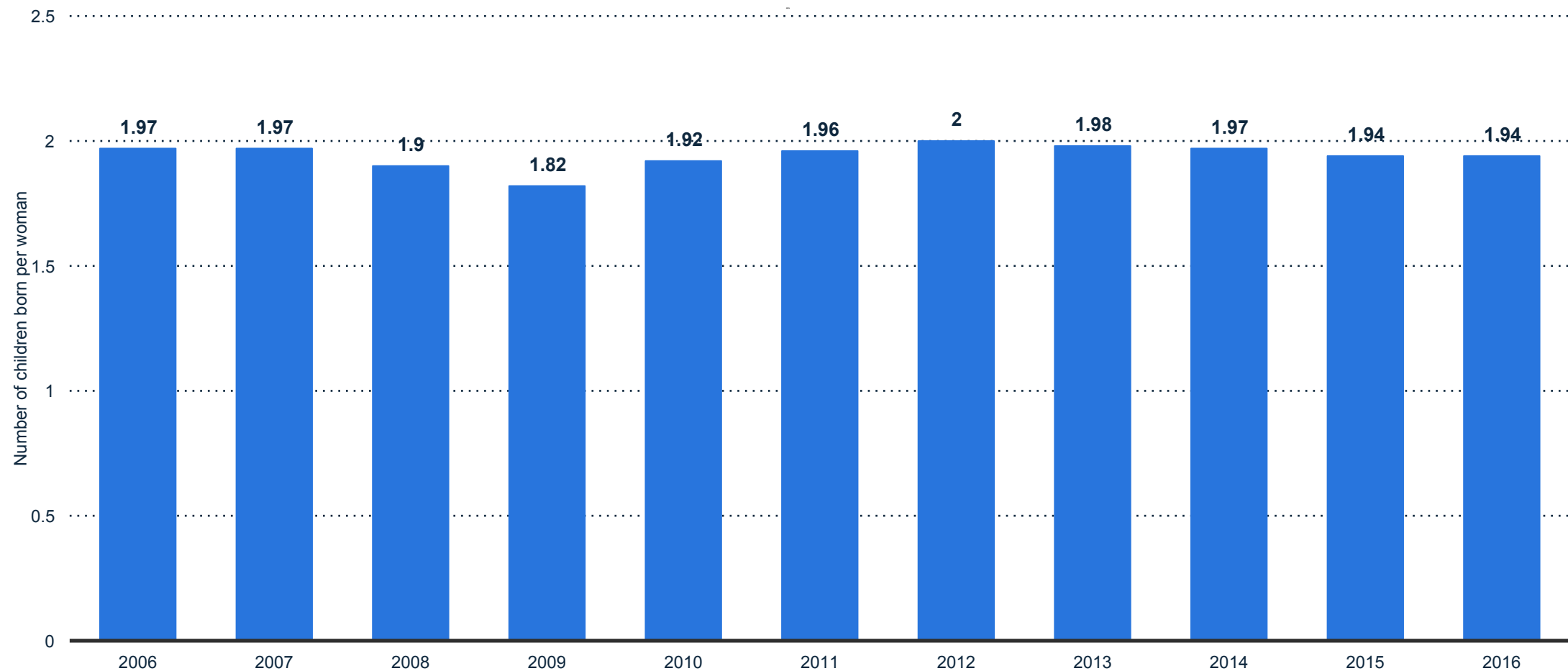
**Note:** Azerbaijan

Further information regarding this statistic can be found on [page 39](#).

Source(s): World Bank; [ID 457564](#)

# Azerbaijan: Fertility rate from 2006 to 2016

Fertility rate in Azerbaijan 2016



**Note:** Azerbaijan

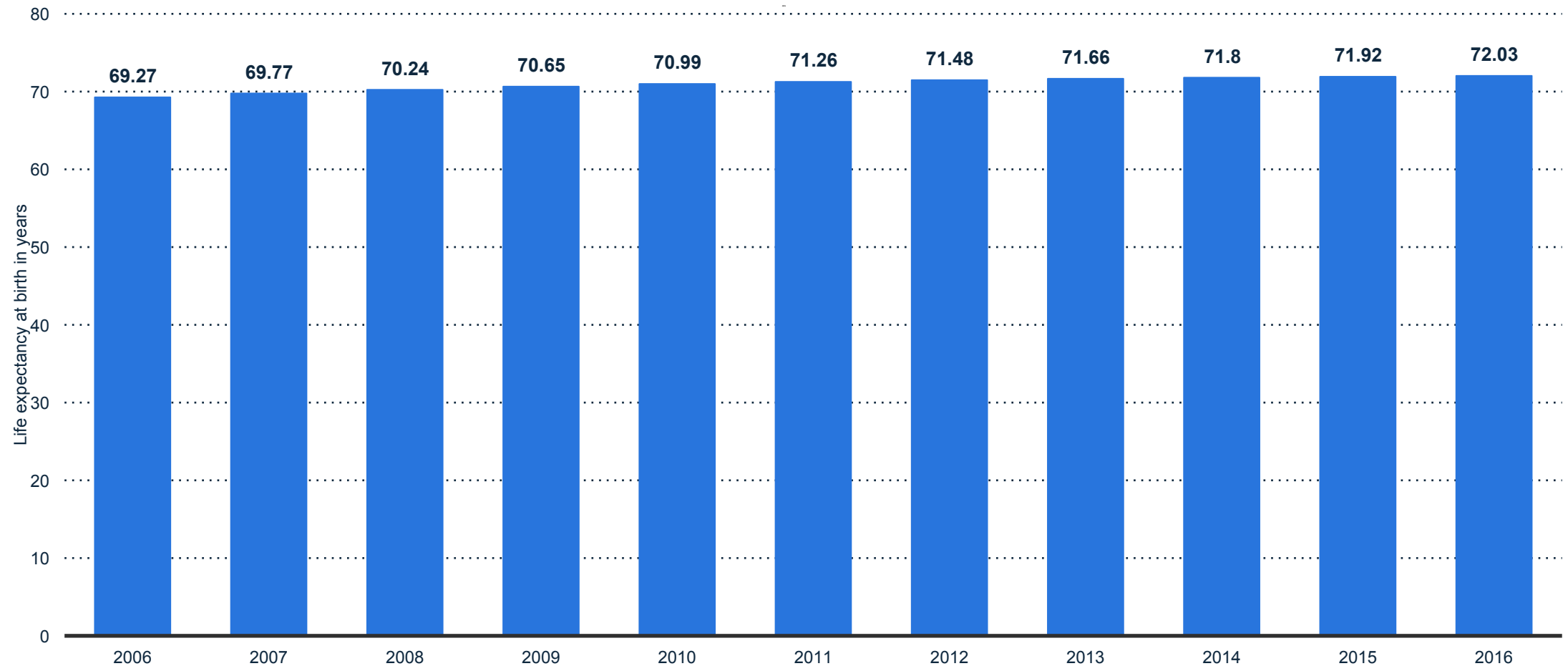
Further information regarding this statistic can be found on [page 40](#).

Source(s): World Bank; [ID 457553](#)



# Azerbaijan: Life expectancy at birth from 2006 to 2016

Life expectancy at birth in Azerbaijan 2016



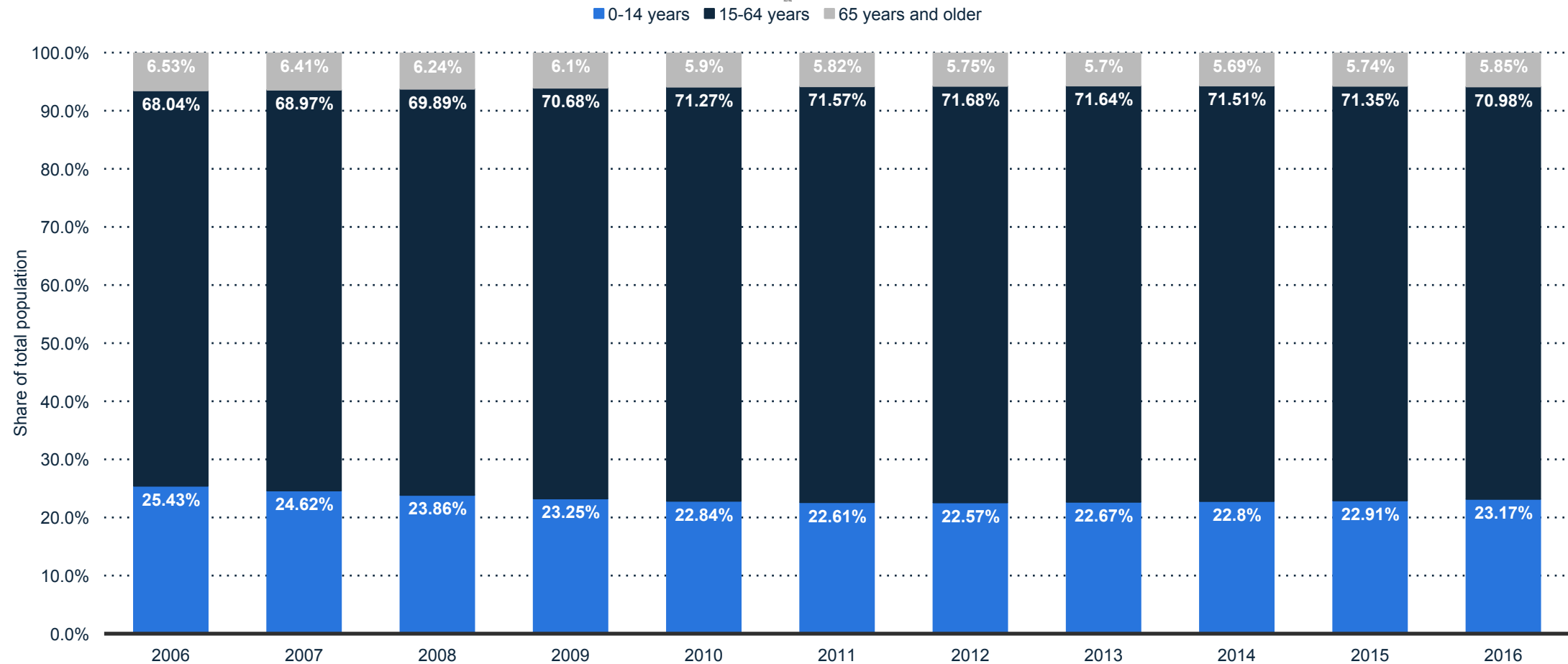
**Note:** Azerbaijan

Further information regarding this statistic can be found on [page 41](#).

Source(s): World Bank; [ID 457560](#)

# Azerbaijan: Age structure from 2006 to 2016

Age structure in Azerbaijan 2016



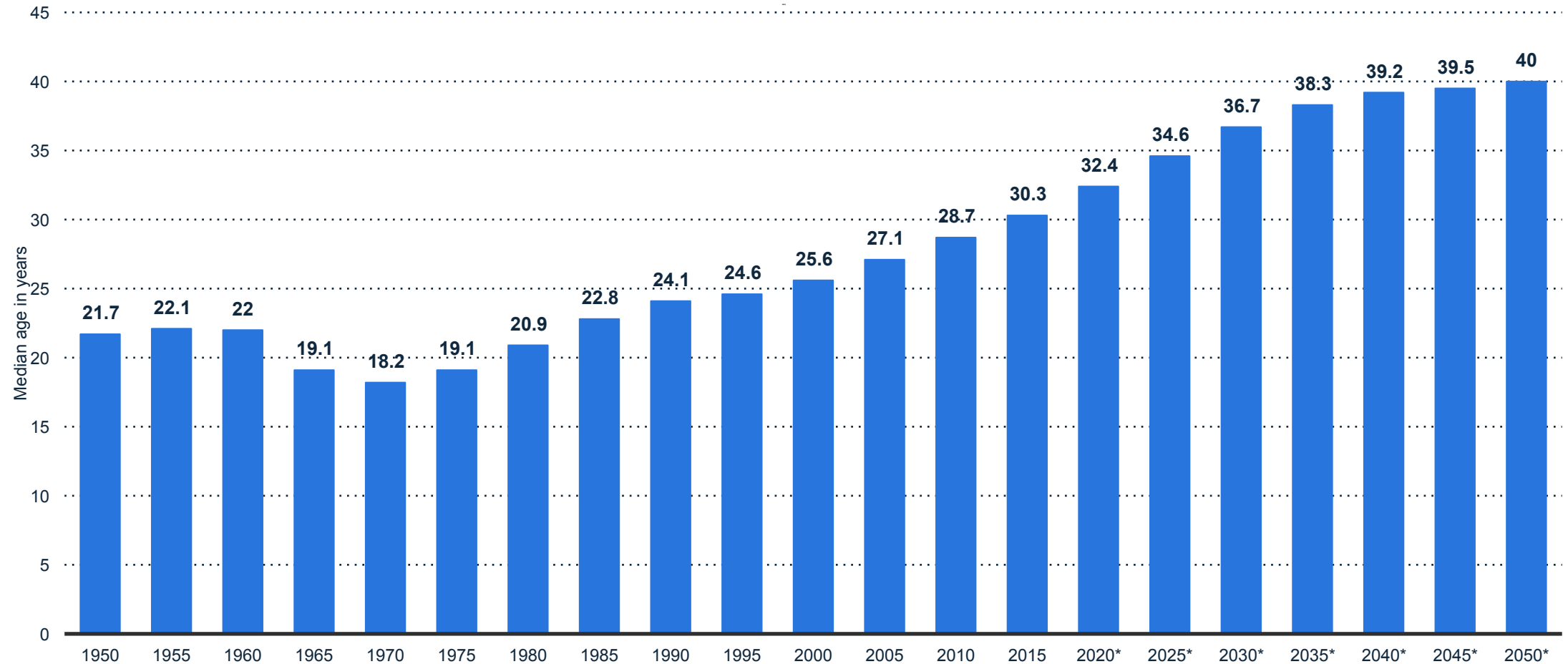
Note: Azerbaijan

Further information regarding this statistic can be found on [page 42](#).

Source(s): World Bank; [ID 457568](#)

# Azerbaijan: Average age of the population from 1950 to 2050\* (median age in years)

Median age of the population in Azerbaijan from 1950 to 2050



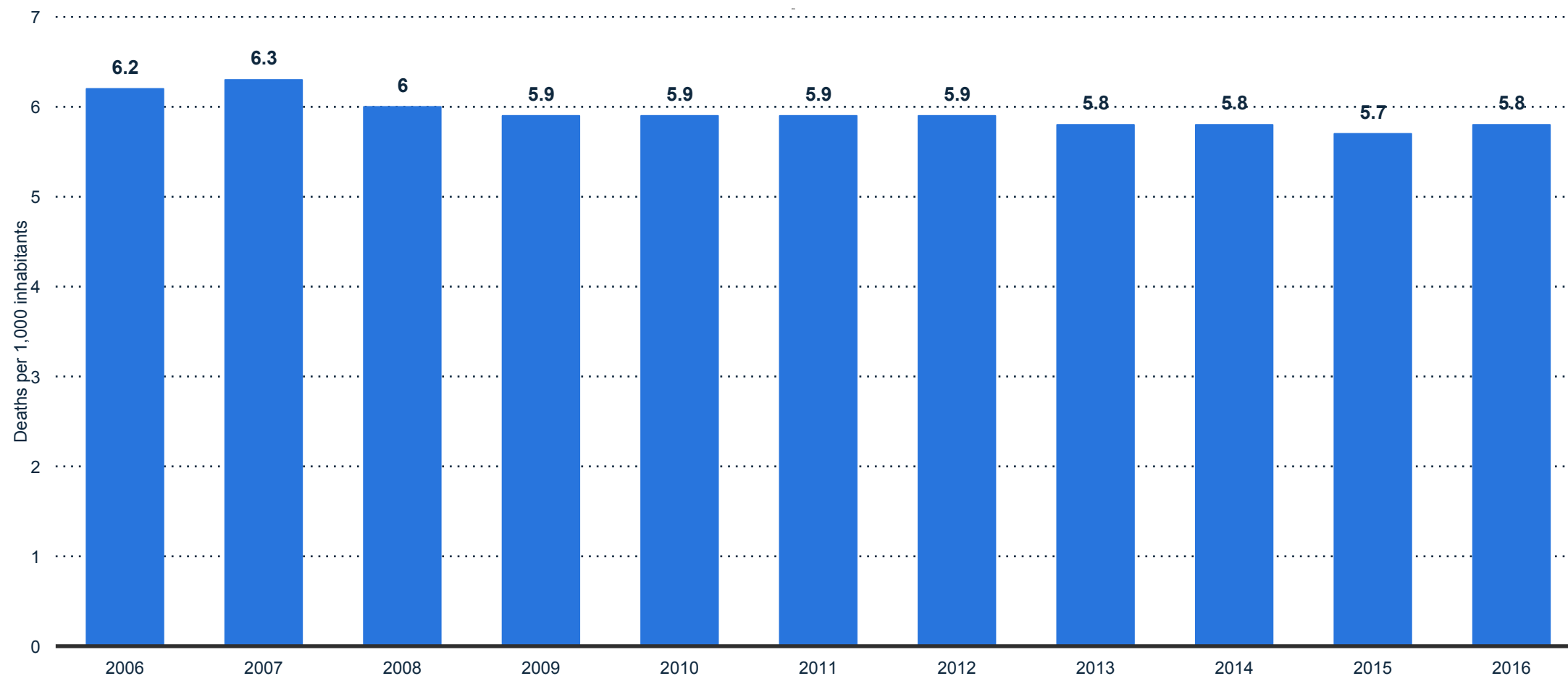
Note: Azerbaijan

Further information regarding this statistic can be found on [page 43](#).

Source(s): United Nations; [ID 457611](#)

# Azerbaijan: Death rate from 2006 to 2016 (in deaths per 1,000 inhabitants)

Death rate in Azerbaijan 2016



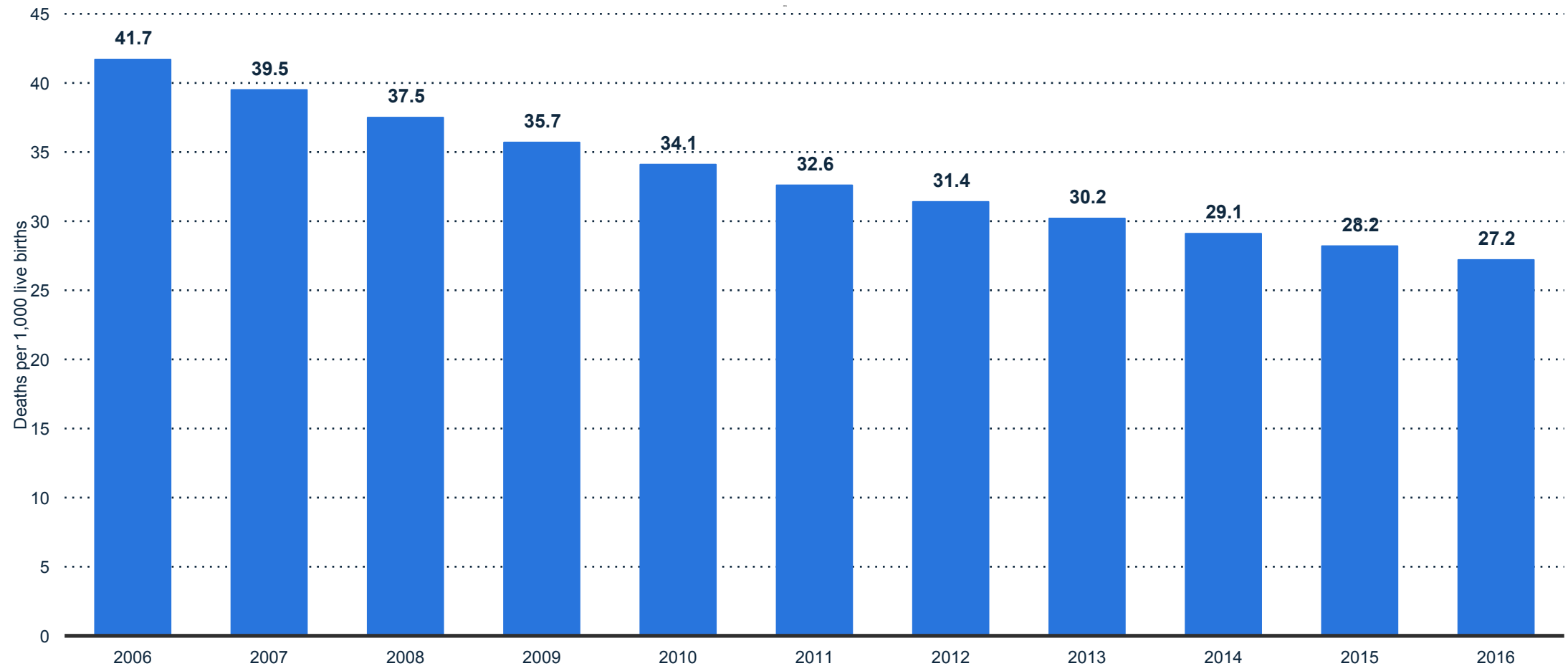
**Note:** Azerbaijan

Further information regarding this statistic can be found on [page 44](#).

Source(s): World Bank; [ID 579850](#)

# Azerbaijan: Infant mortality rate from 2006 to 2016 (in deaths per 1,000 live births)

Infant mortality rate in Azerbaijan 2016



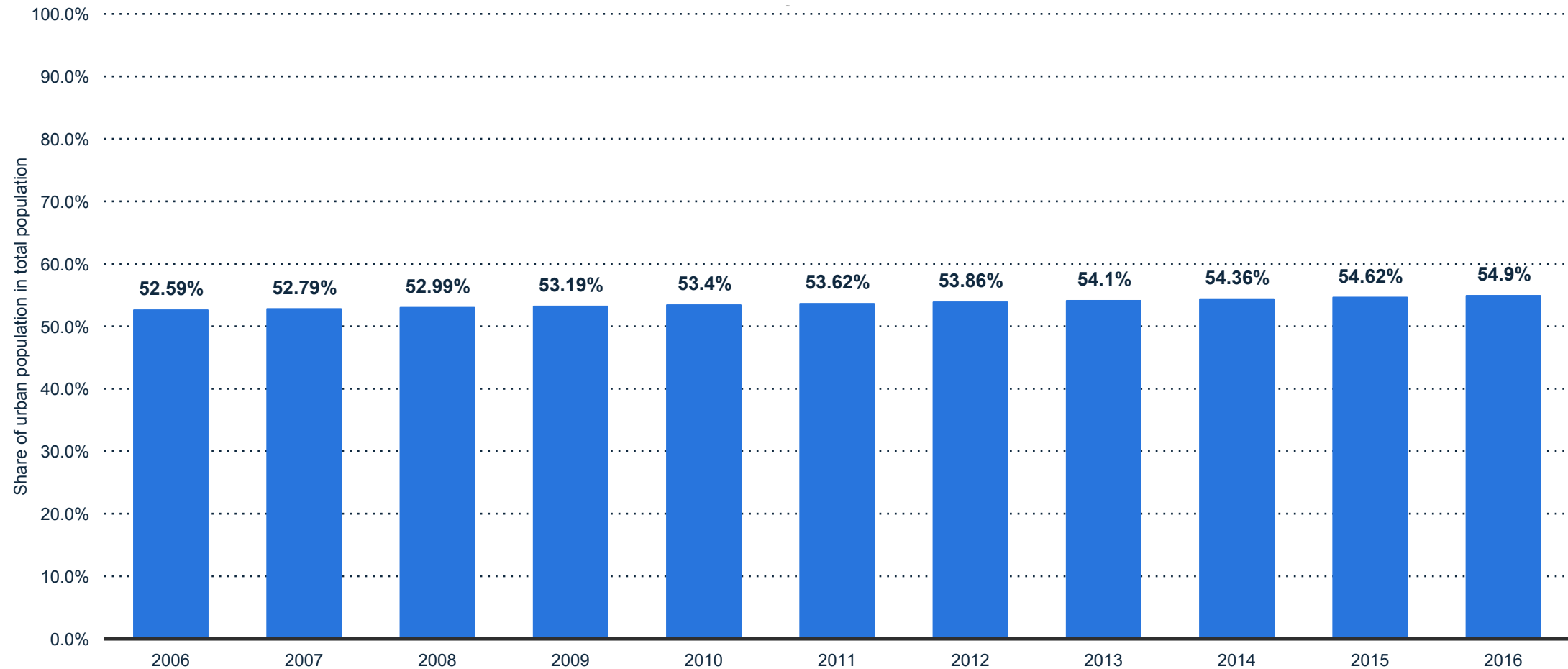
Note: Azerbaijan

Further information regarding this statistic can be found on [page 45](#).

Source(s): World Bank; [ID 806660](#)

# Azerbaijan: Urbanization from 2006 to 2016

## Urbanization in Azerbaijan 2016



**Note:** Azerbaijan

Further information regarding this statistic can be found on [page 46](#).

**Source(s):** World Bank; [ID 455781](#)

# Azerbaijan: Literacy rate from 2007 to 2016, total and by gender

Literacy rate in Azerbaijan 2016



Note: Azerbaijan

Further information regarding this statistic can be found on [page 47](#).

Source(s): World Bank; [ID.572577](#)

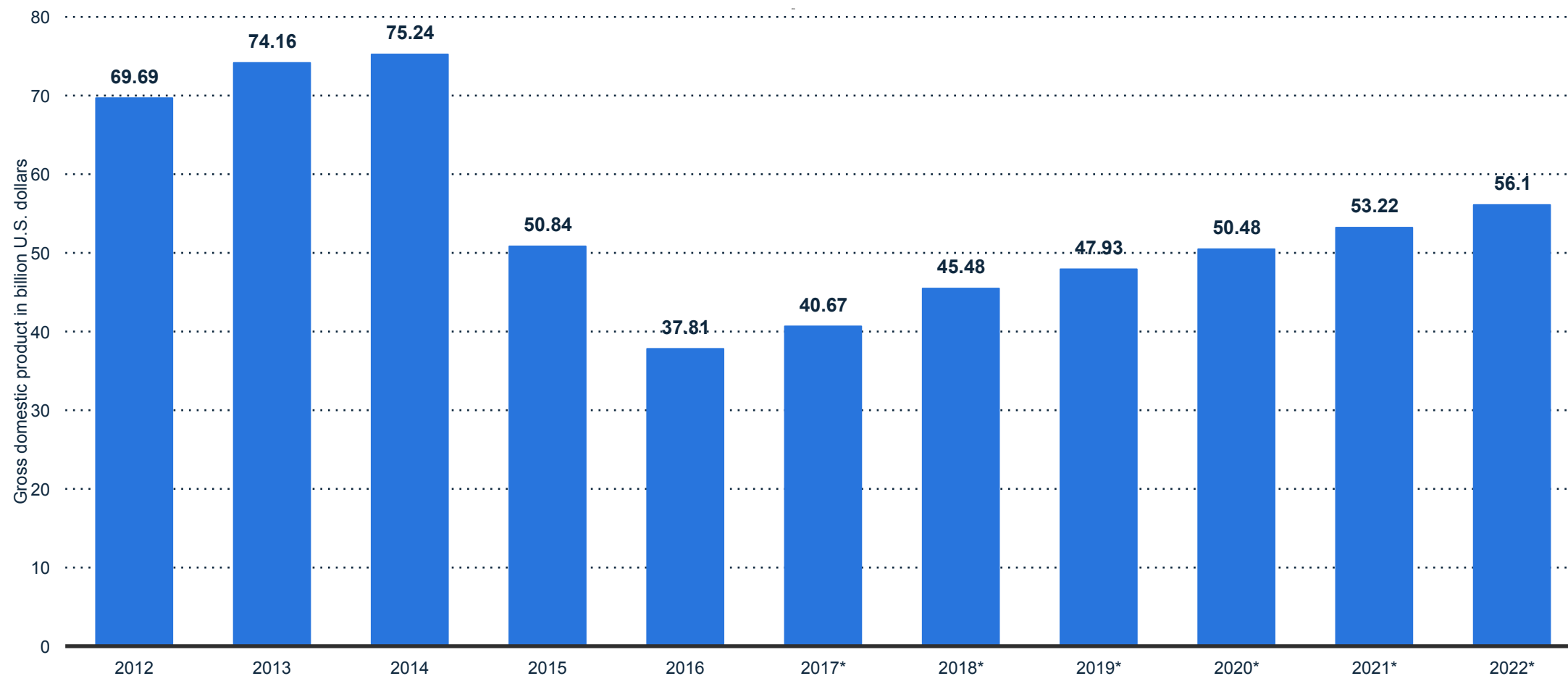
# ECONOMY

Azerbaijan



# Azerbaijan: Gross domestic product (GDP) in current prices from 2012 to 2022 (in billion U.S. dollars)

Gross domestic product (GDP) in Azerbaijan 2022



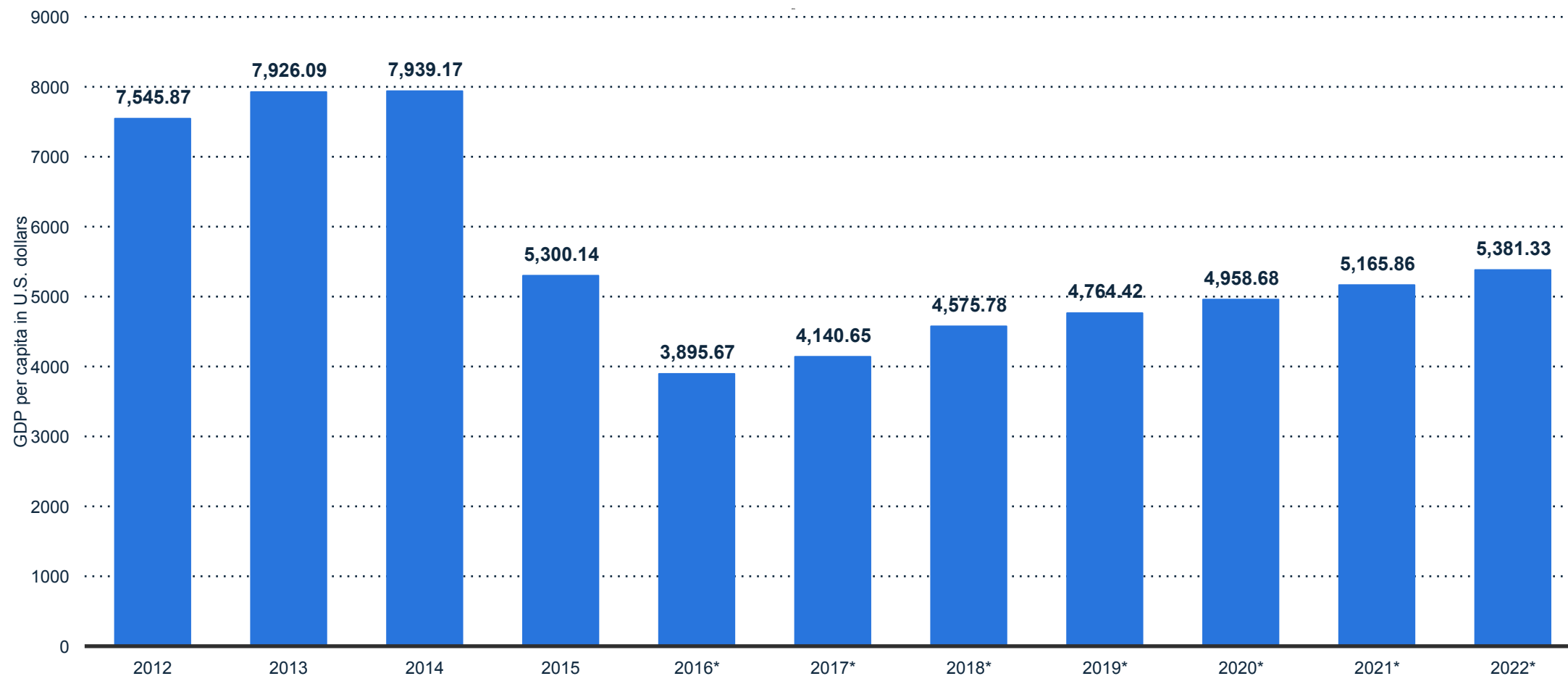
Note: Azerbaijan

Further information regarding this statistic can be found on [page 48](#).

Source(s): IMF; [ID 457496](#)

# Azerbaijan: Gross domestic product (GDP) per capita in current prices from 2012 to 2022 (in U.S. dollars)

Gross domestic product (GDP) per capita in Azerbaijan 2022



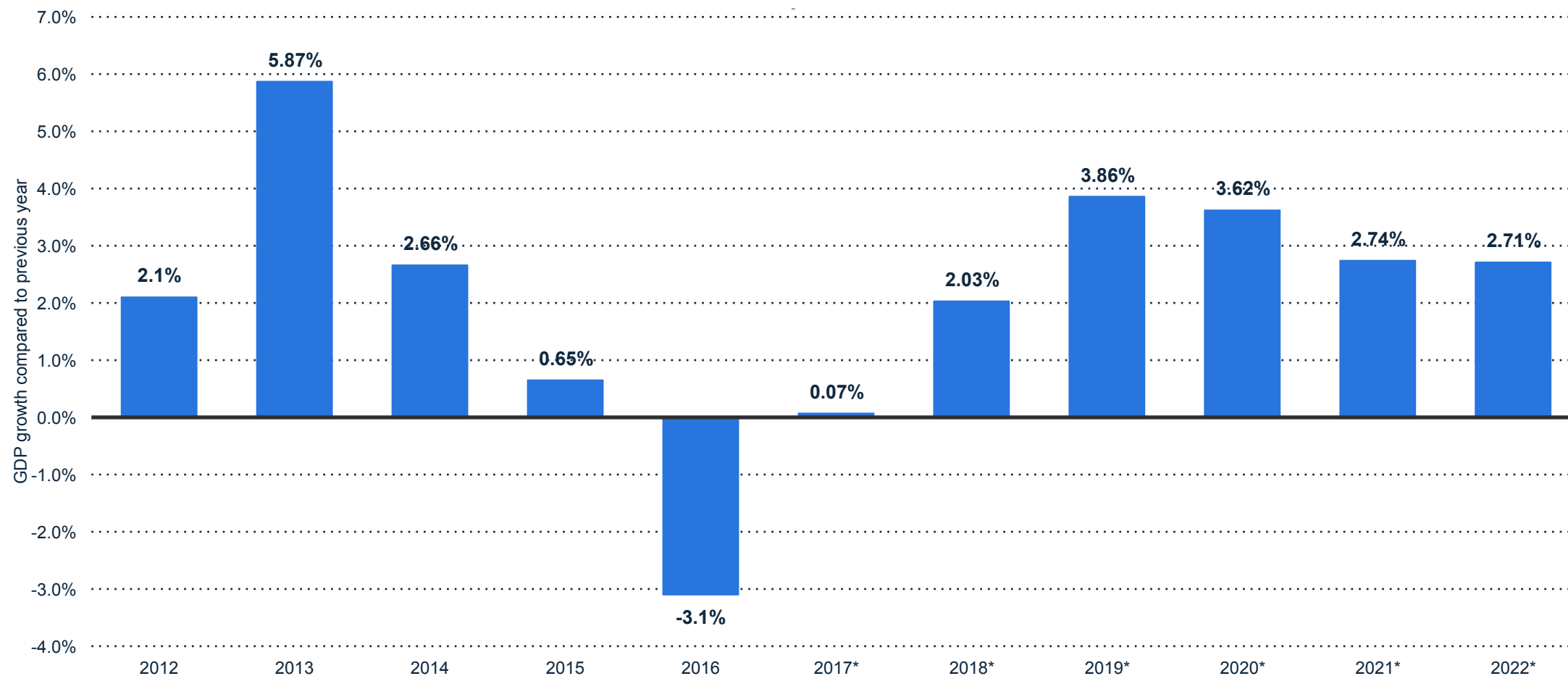
Note: Azerbaijan

Further information regarding this statistic can be found on [page 49](#).

Source(s): IMF; [ID 457501](#)

# Azerbaijan: Growth rate of the real gross domestic product (GDP) from 2012 to 2022 (compared to the previous year)

Gross domestic product (GDP) growth rate in Azerbaijan 2022



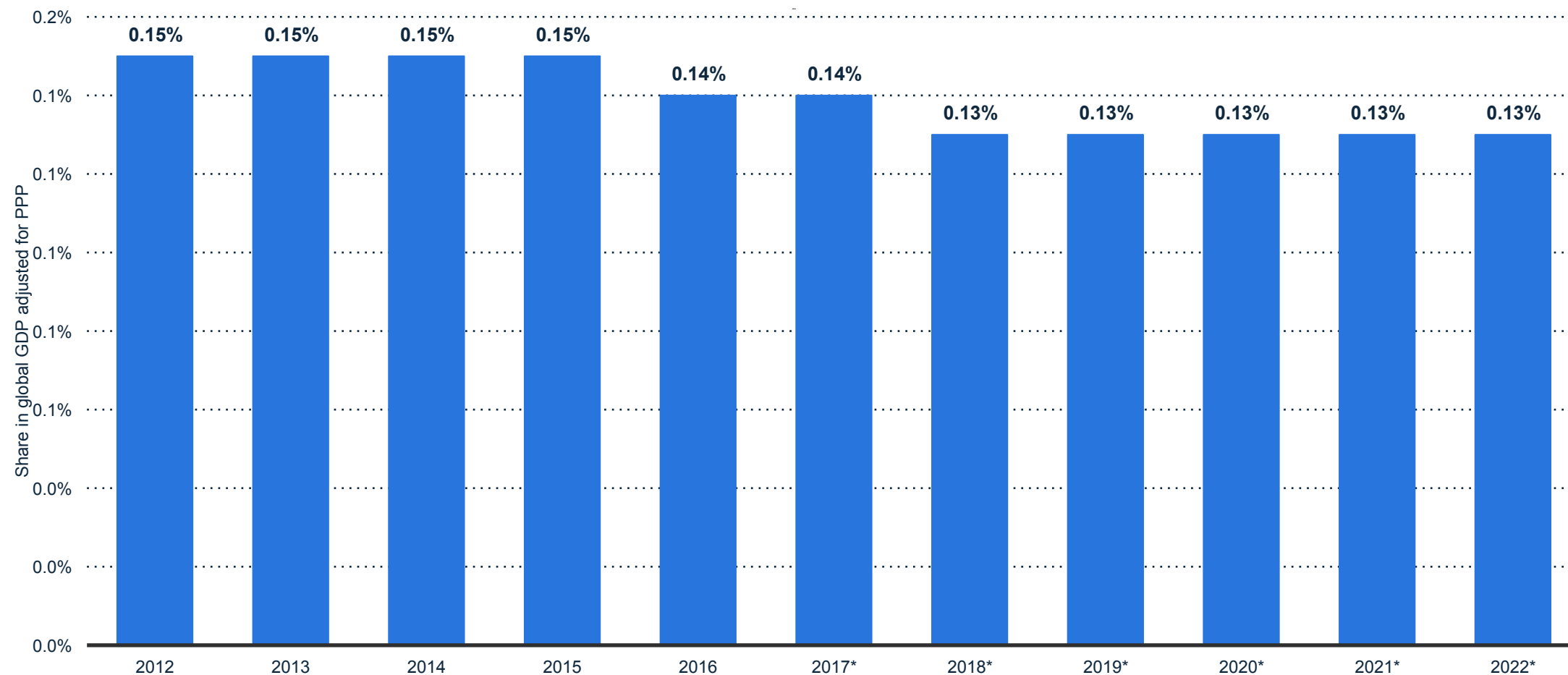
Note: Azerbaijan

Further information regarding this statistic can be found on [page 50](#).

Source(s): IMF; [ID 457489](#)

# Azerbaijan: Share in global gross domestic product (GDP) adjusted for Purchasing Power Parity (PPP) from 2012 to 2022

Azerbaijan: Share in global GDP adjusted for PPP 2022



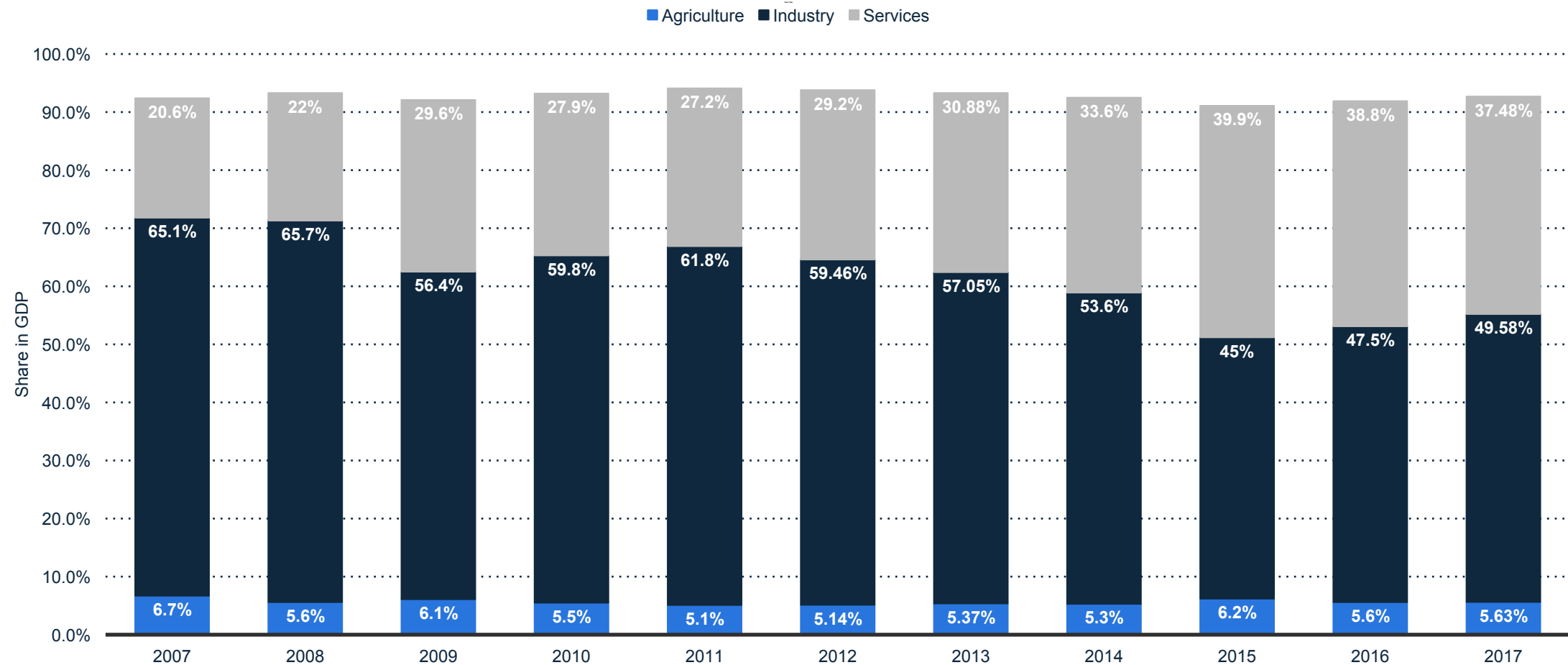
Note: Azerbaijan

Further information regarding this statistic can be found on [page 51](#).

Source(s): IMF; [ID 457503](#)

# Azerbaijan: Share of economic sectors in the gross domestic product (GDP) from 2007 to 2017

Share of economic sectors in the GDP in Azerbaijan 2017



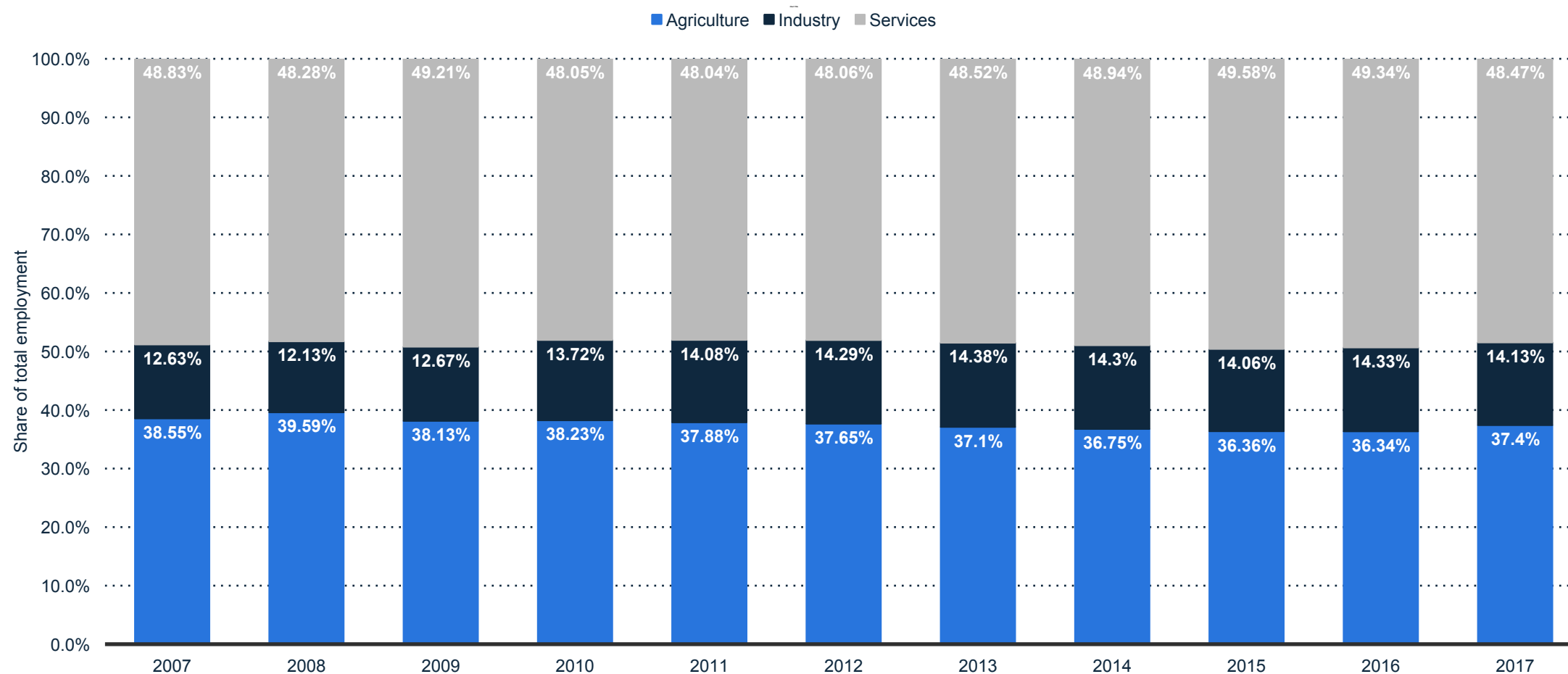
Note: Azerbaijan

Further information regarding this statistic can be found on [page 52](#).

Source(s): World Bank; [ID.457577](#)

# Azerbaijan: Distribution of employment by economic sector from 2007 to 2017

Employment by economic sector in Azerbaijan 2017



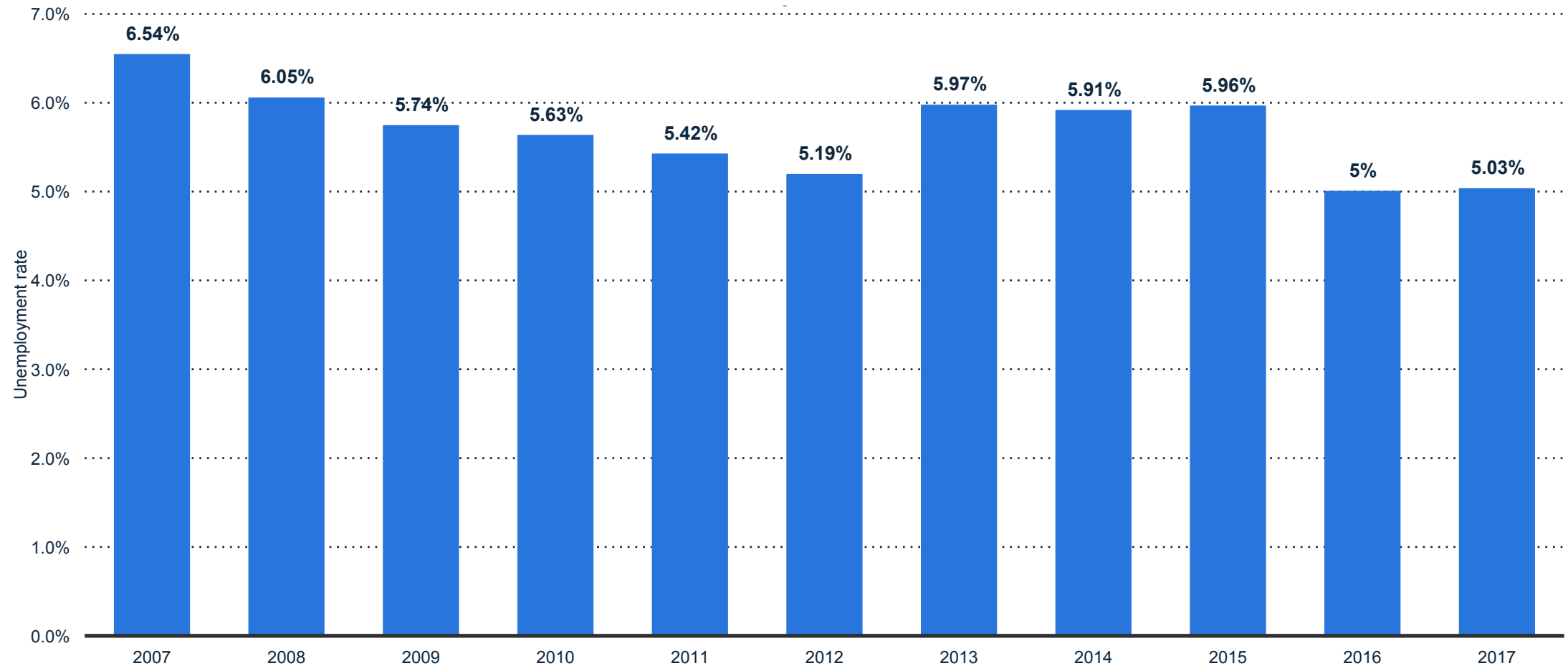
Note: Azerbaijan

Further information regarding this statistic can be found on [page 53](#).

Source(s): World Bank; [ID 457598](#)

# Azerbaijan: Unemployment rate from 2007 to 2017

Unemployment rate in Azerbaijan 2017



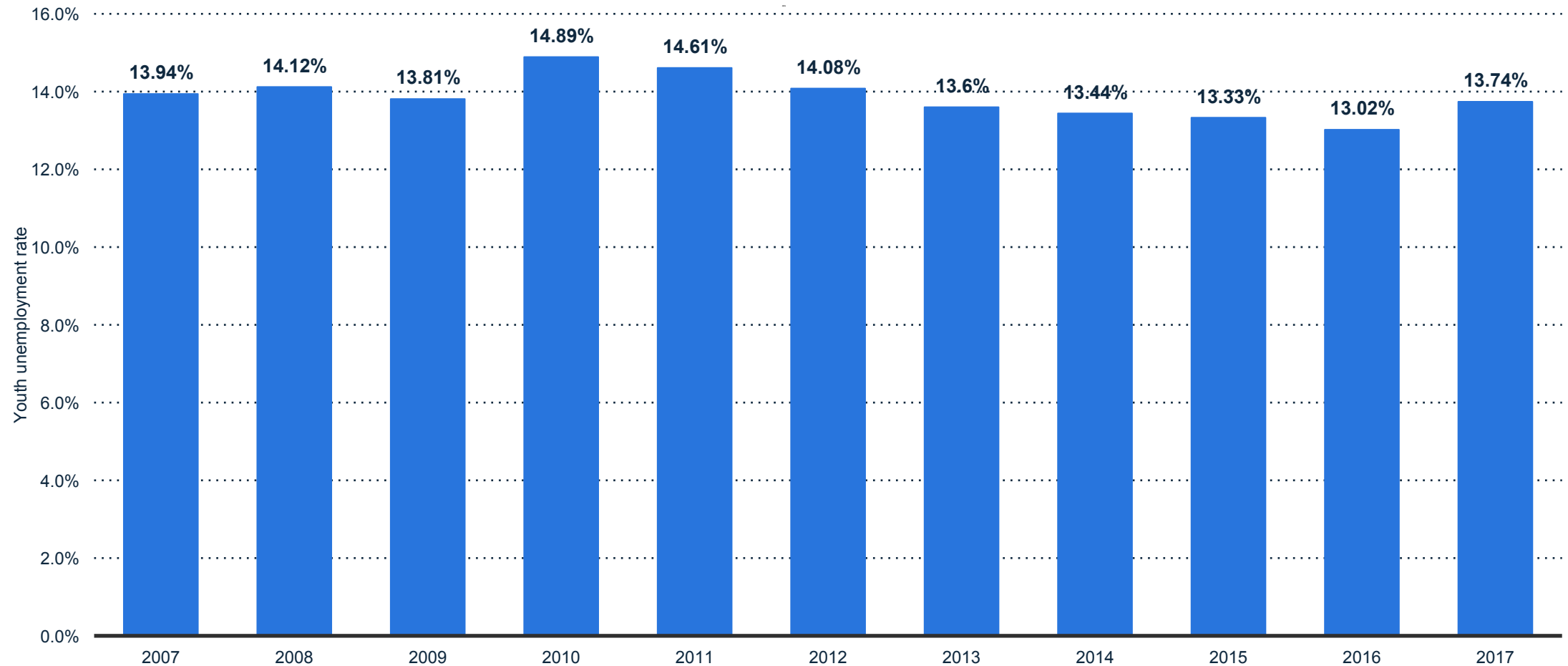
**Note:** Azerbaijan

Further information regarding this statistic can be found on [page 54](#).

Source(s): World Bank; [ID 457518](#)

# Azerbaijan: Youth unemployment rate from 2007 to 2017

Youth unemployment rate in Azerbaijan in 2017



Note: Azerbaijan; 15-24 years

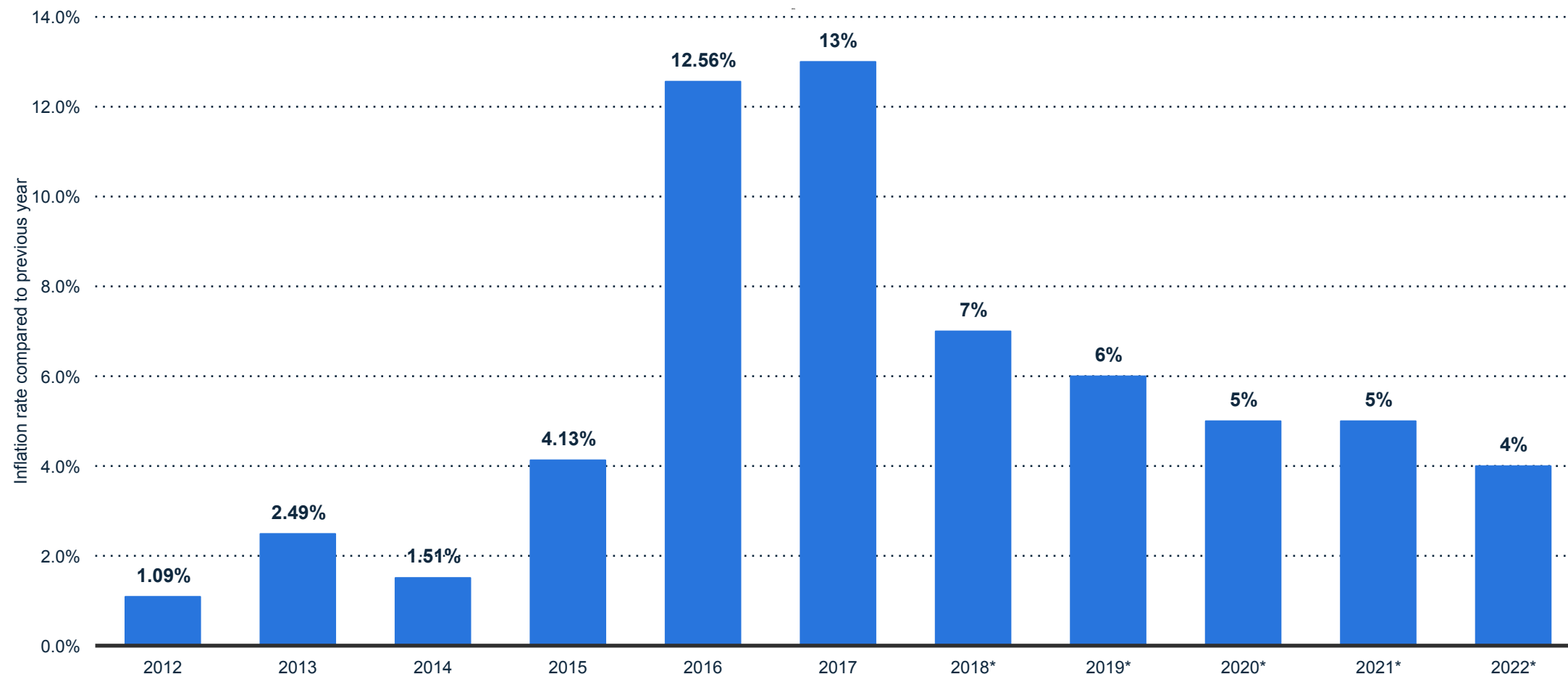
Further information regarding this statistic can be found on [page 55](#).

Source(s): World Bank; [ID 811652](#)



# Azerbaijan: Inflation rate from 2012 to 2022 (compared to the previous year)

Inflation rate in Azerbaijan 2022



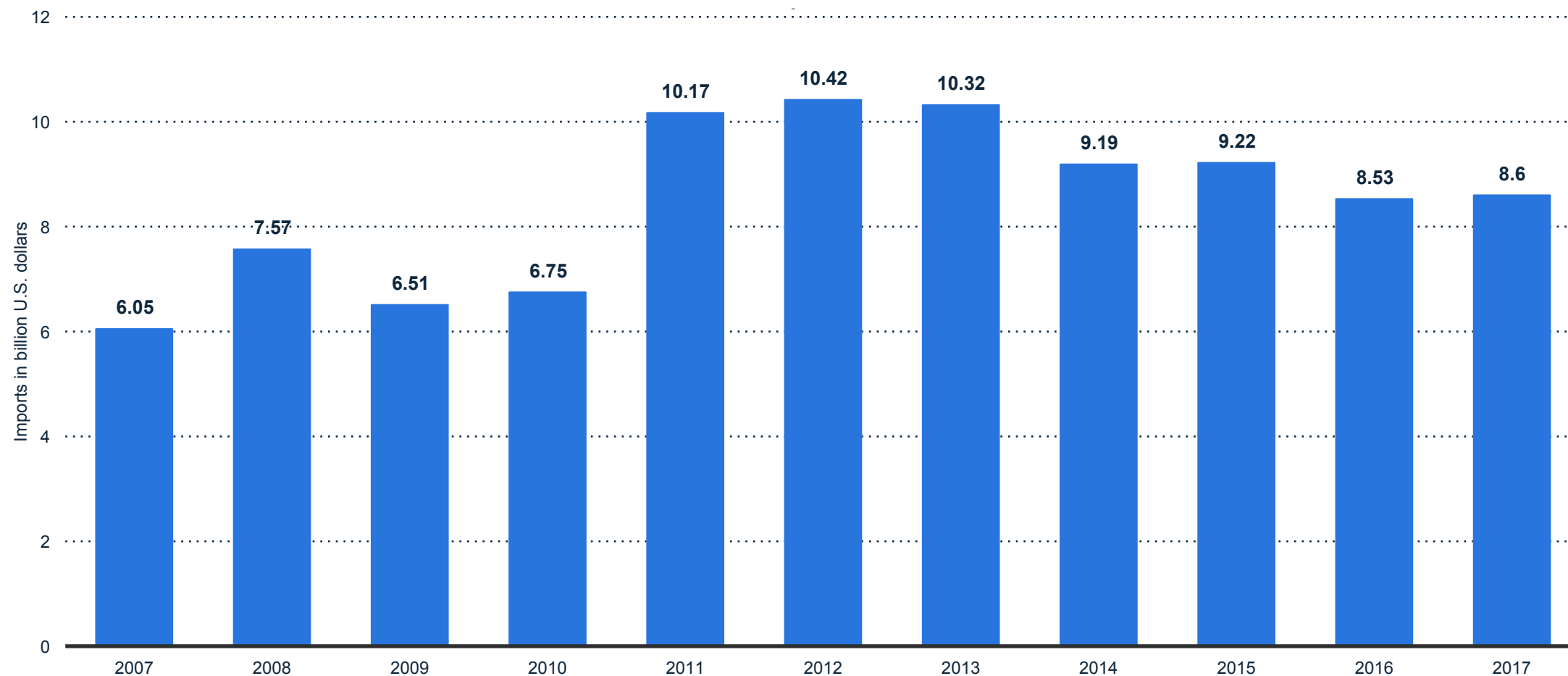
Note:

Further information regarding this statistic can be found on [page 56](#).

Source(s): IMF; [ID 457512](#)

# Azerbaijan: Import of goods from 2007 to 2017 (in billion U.S. dollars)

Import of goods to Azerbaijan 2017



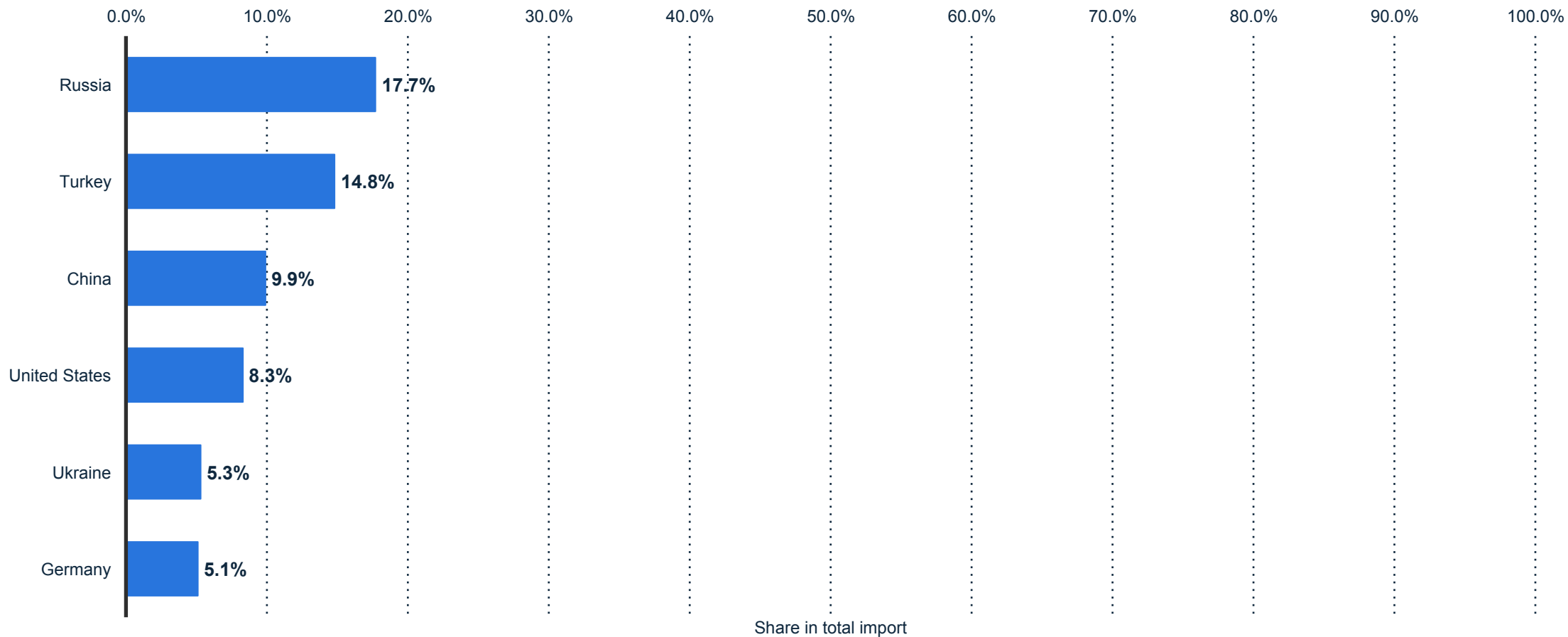
Note: Azerbaijan

Further information regarding this statistic can be found on [page 57](#).

Source(s): WTO; [ID 457636](#)

# Azerbaijan: Main import partners in 2017

Most important import partners of Azerbaijan 2017



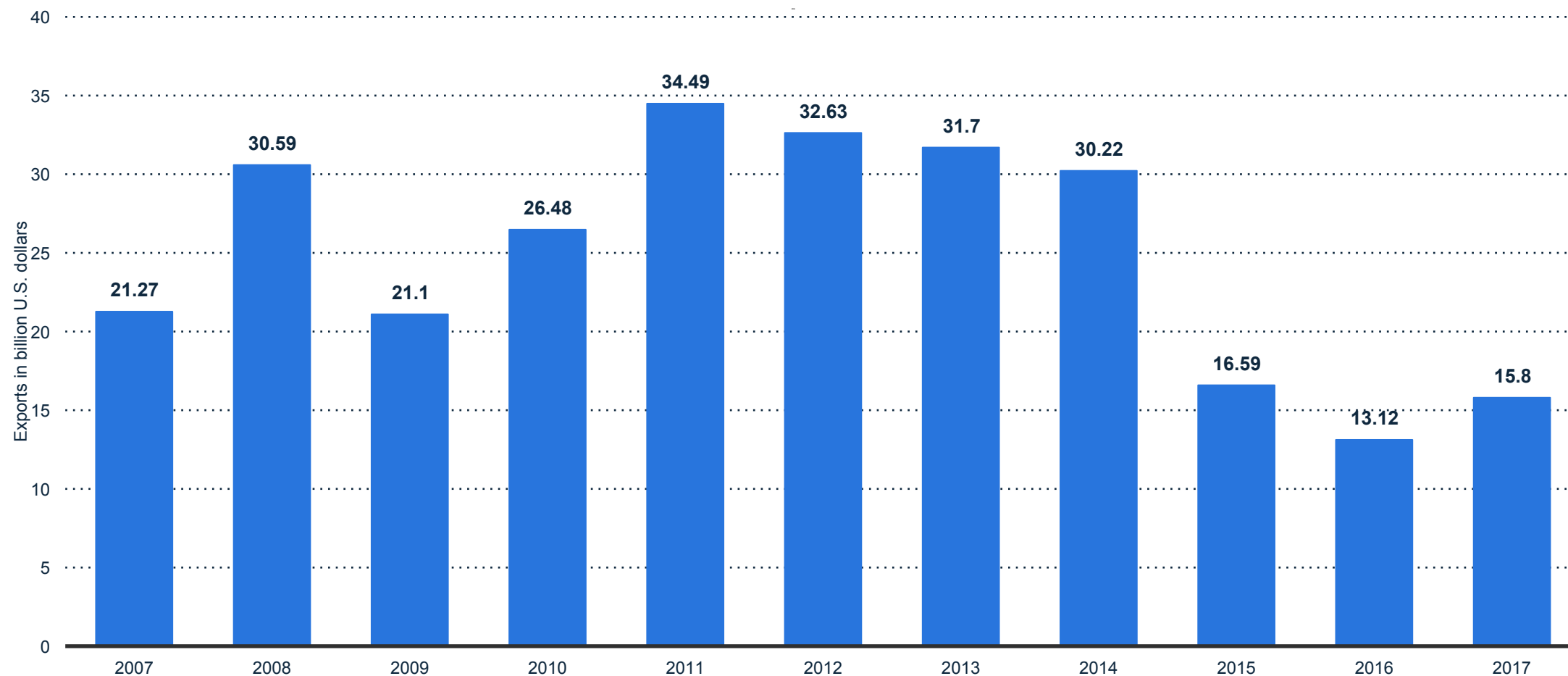
Note: Azerbaijan; 2017

Further information regarding this statistic can be found on [page 58](#).

Source(s): CIA; [ID 457618](#)

# Azerbaijan: Export of goods from 2007 to 2017 (in billion U.S. dollars)

Export of goods to Azerbaijan 2017



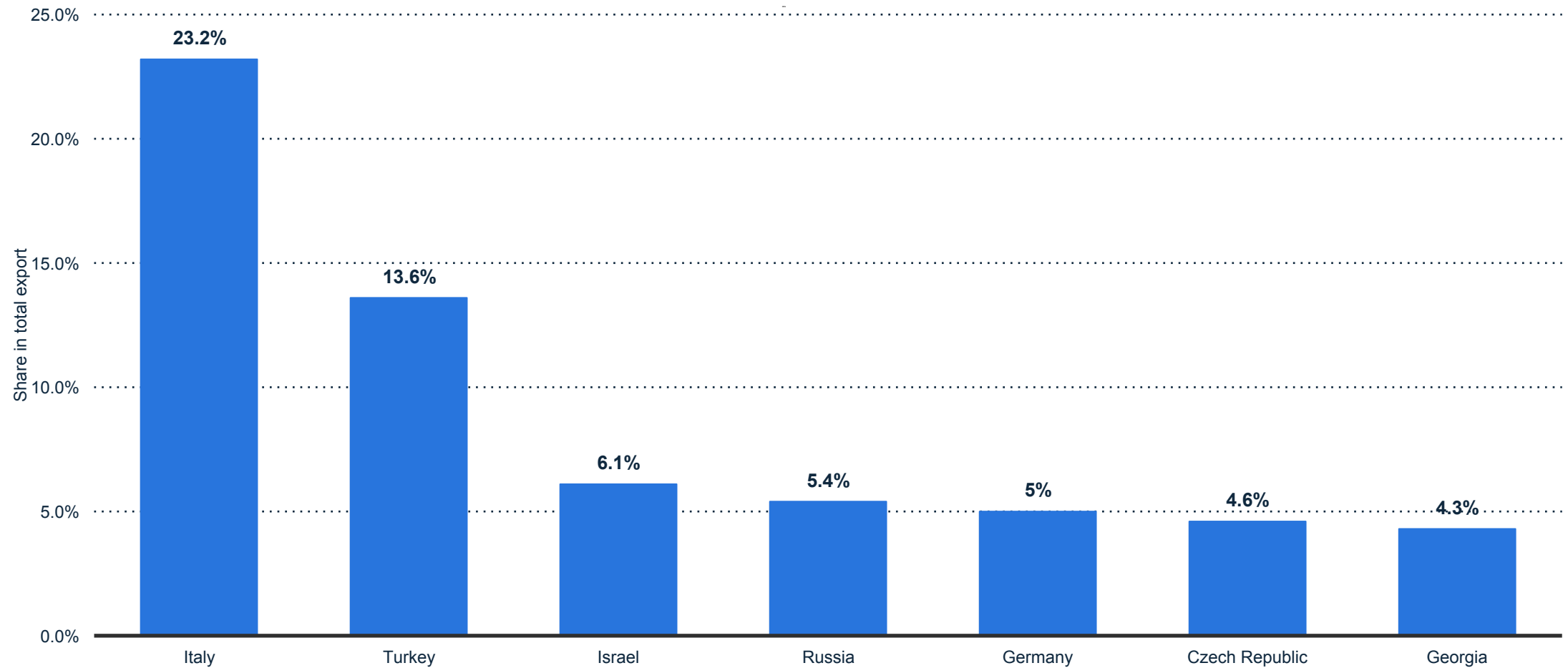
Note: Azerbaijan

Further information regarding this statistic can be found on [page 59](#).

Source(s): WTO; [ID 457641](#)

# Azerbaijan: Main export partners in 2017

Most important export partners for Azerbaijan in 2017



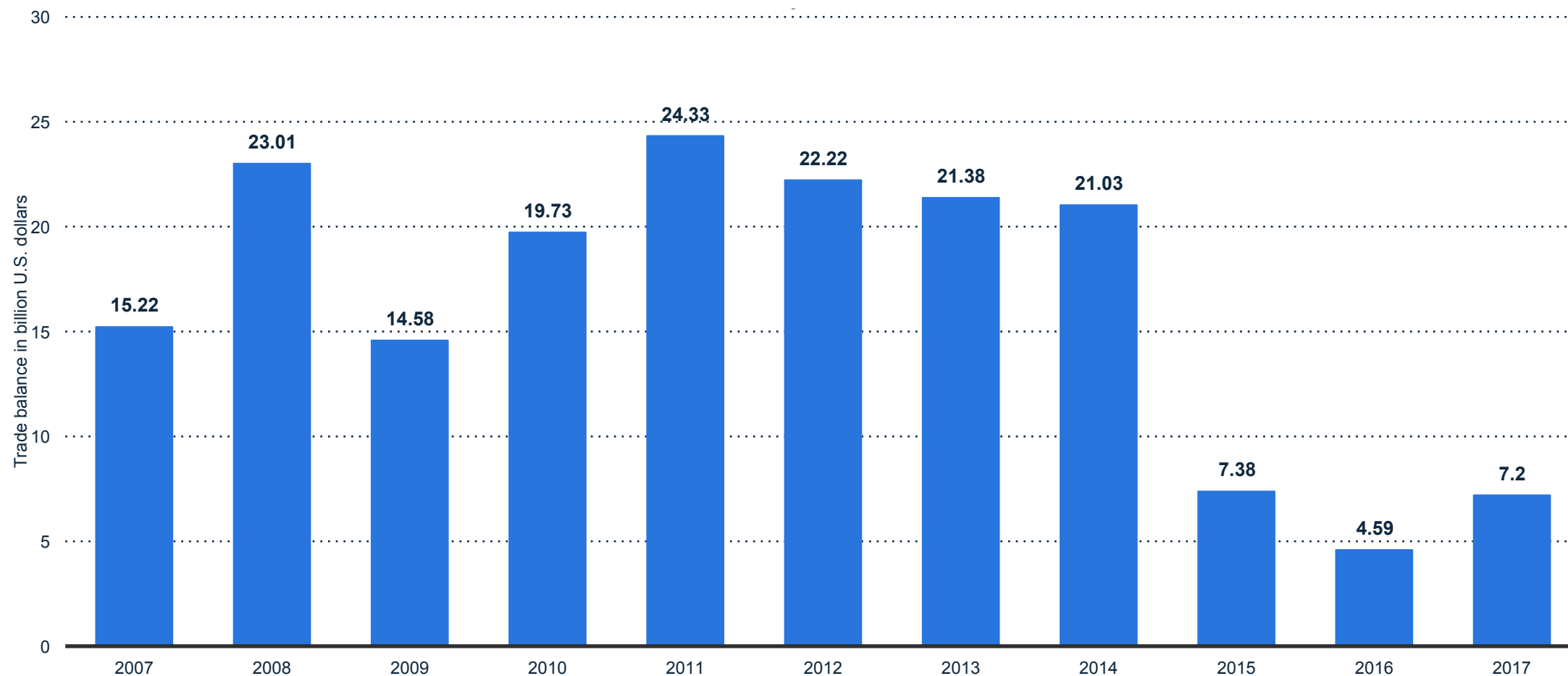
**Note:** Azerbaijan

Further information regarding this statistic can be found on [page 60](#).

Source(s): CIA; [ID 457628](#)

# Azerbaijan: Trade balance from 2007 to 2017 (in billion U.S. dollars)

Trade balance of Azerbaijan 2017



Note: Azerbaijan

Further information regarding this statistic can be found on [page 61](#).

Source(s): WTO; [ID 457643](#)



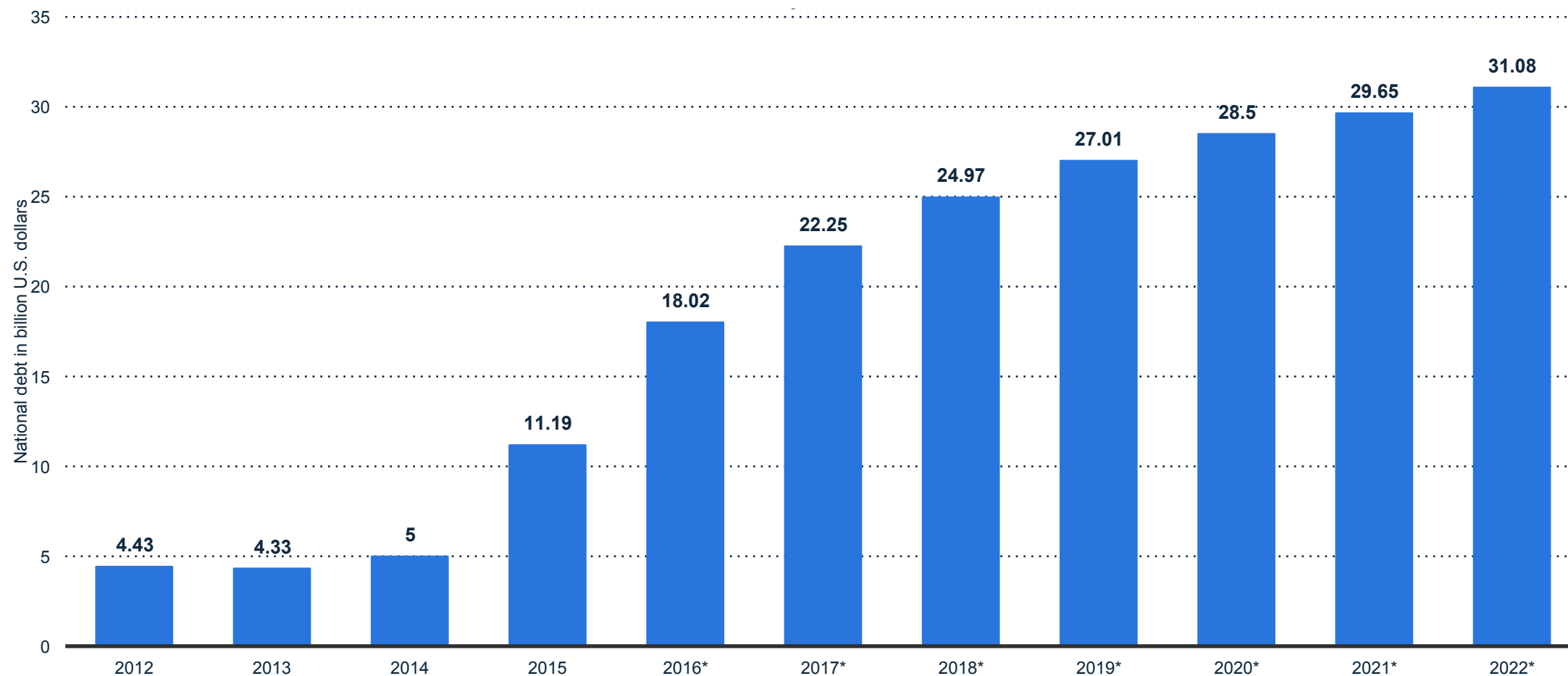
# NATIONAL FINANCES

Azerbaijan



# Azerbaijan: National debt from 2012 to 2022 (in billion U.S. dollars)

National debt of Azerbaijan 2022



Note: Azerbaijan

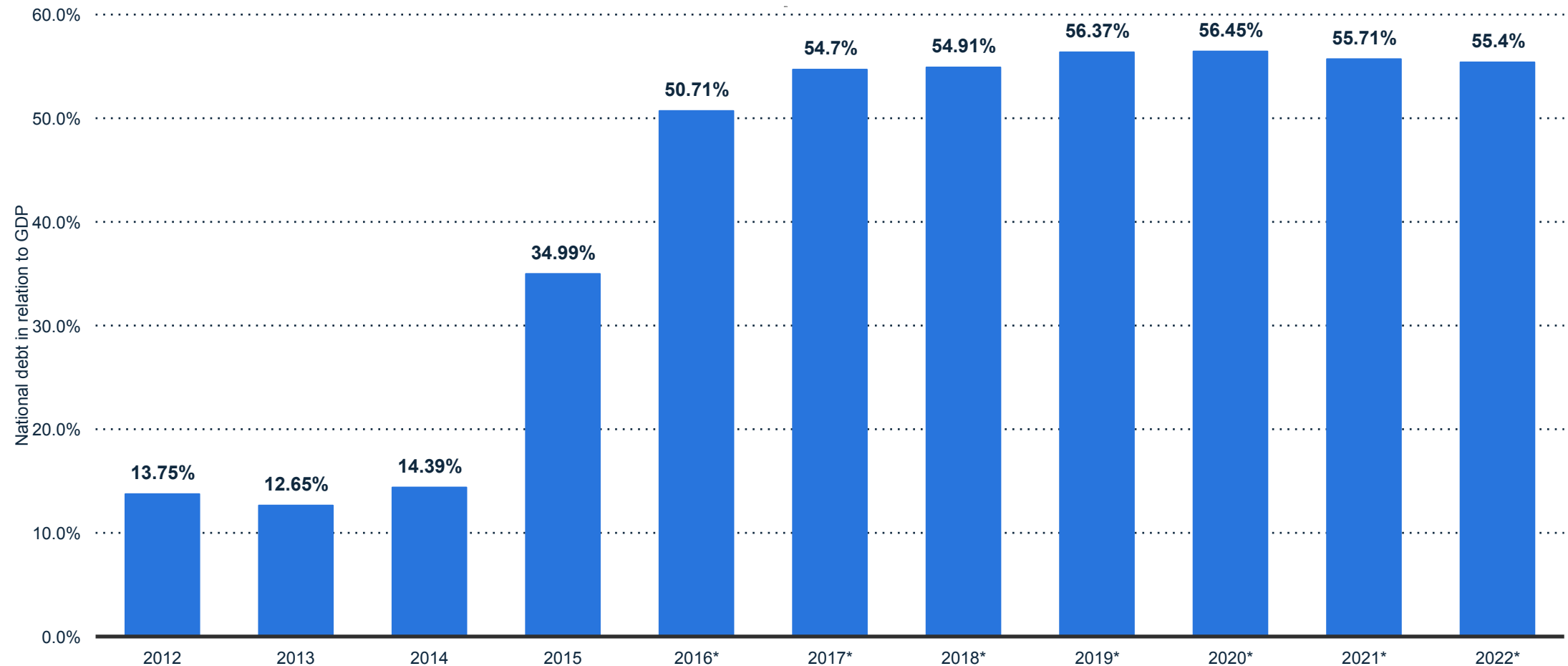
Further information regarding this statistic can be found on [page 62](#).

Source(s): IMF; [ID 531332](#)



# Azerbaijan: National debt in relation to gross domestic product (GDP) from 2012 to 2022

National debt of Azerbaijan in relation to gross domestic product (GDP) 2022\*



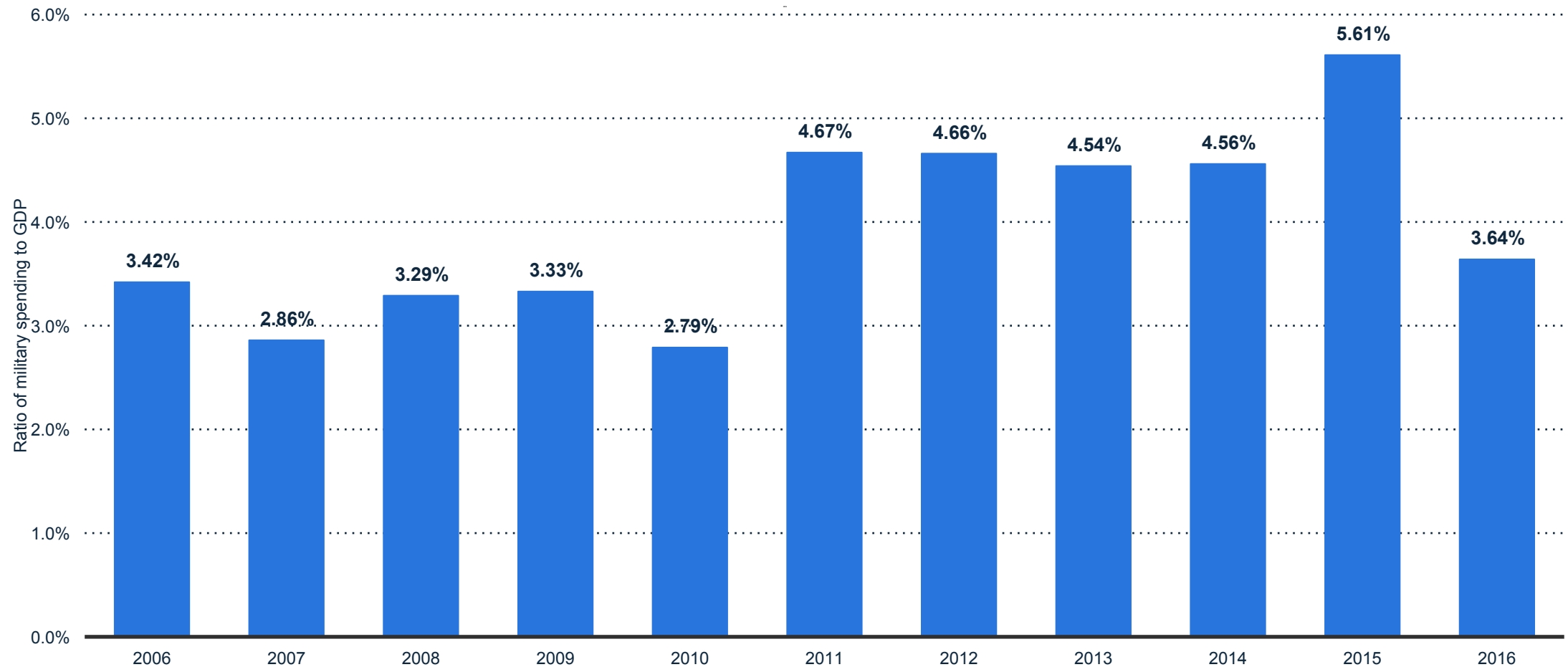
Note: Azerbaijan

Further information regarding this statistic can be found on [page 63](#).

Source(s): IMF; [ID 457545](#)

# Azerbaijan: Ratio of military spending to gross domestic product (GDP) from 2006 to 2016

Ratio of military expenditure to gross domestic product (GDP) in Azerbaijan 2016



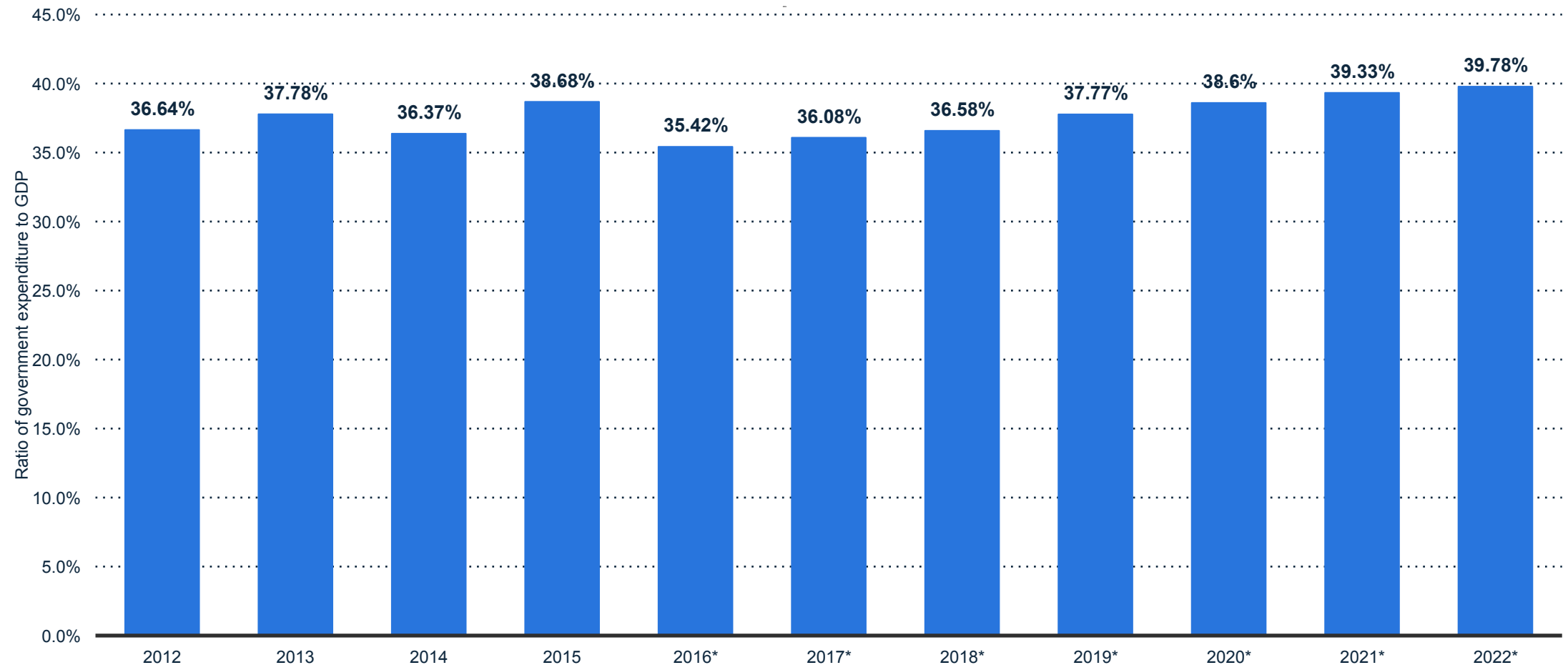
Note: Azerbaijan

Further information regarding this statistic can be found on [page 64](#).

Source(s): World Bank; [ID 810328](#)

# Azerbaijan: Ratio of government expenditure to gross domestic product (GDP) from 2012 to 2022

Ratio of government expenditure to gross domestic product (GDP) in Azerbaijan 2022



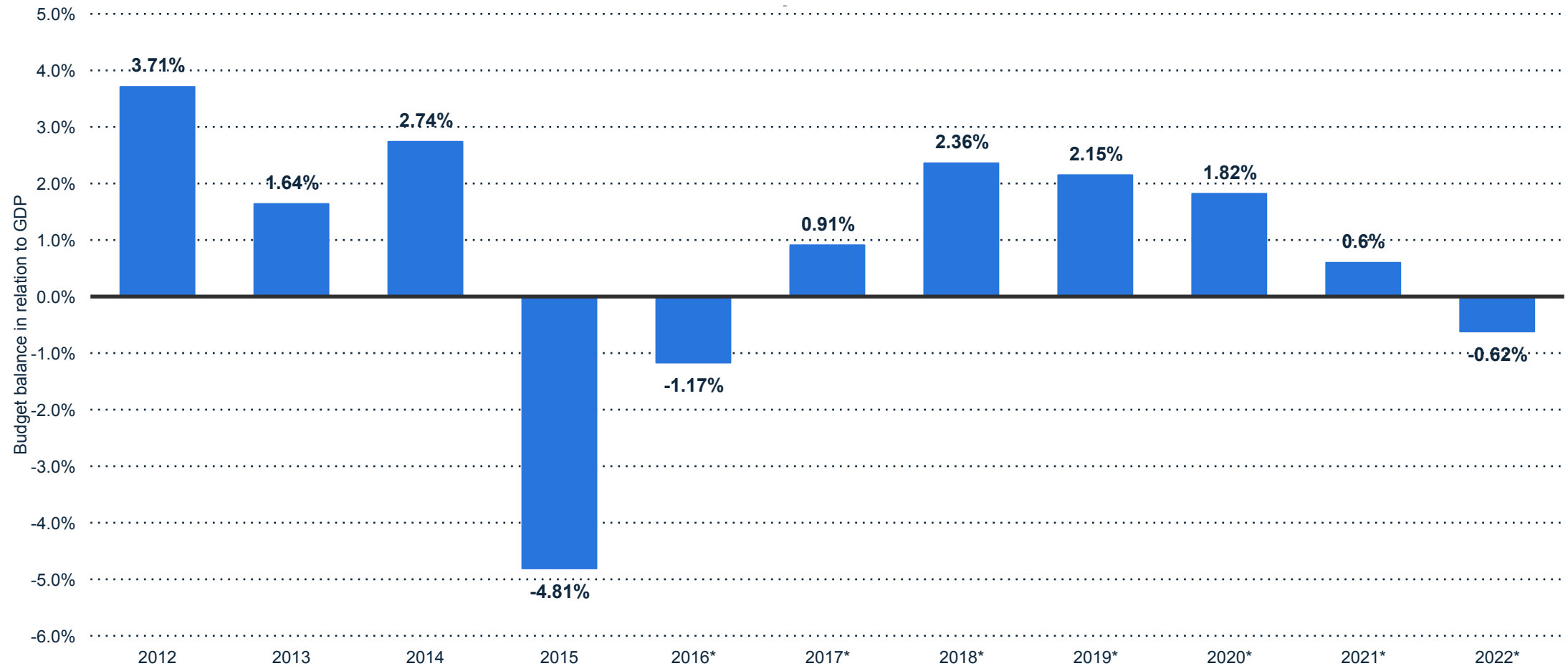
**Note:** Azerbaijan

Further information regarding this statistic can be found on [page 65](#).

Source(s): IMF; [ID 457532](#)

# Azerbaijan: Budget balance between 2012 to 2022 in relation to GDP

Azerbaijan's budget balance in relation to GDP 2022



Note: Azerbaijan

Further information regarding this statistic can be found on [page 66](#).

Source(s): IMF; [ID 457541](#)

# REFERENCES

Azerbaijan

# Azerbaijan: Total population from 2012 to 2022 (in million inhabitants)

Total population of Azerbaijan 2022

## Source and methodology information

Source(s)	IMF
Conducted by	IMF
Survey period	2012 to 2015
Region(s)	Azerbaijan
Number of respondents	<i>n.a.</i>
Age group	<i>n.a.</i>
Special characteristics	<i>n.a.</i>
Published by	IMF
Publication date	April 2018
Original source	imf.org
Website URL	<a href="#">visit the website</a>

## Notes:

\* Estimate. Figures have been rounded.

[Back to statistic](#)

# Azerbaijan: Population growth from 2006 to 2016 (compared to previous year)

## Population growth in Azerbaijan 2016

### Source and methodology information

Source(s)	World Bank
Conducted by	World Bank
Survey period	2006 to 2016
Region(s)	Azerbaijan
Number of respondents	<i>n.a.</i>
Age group	<i>n.a.</i>
Special characteristics	<i>n.a.</i>
Published by	World Bank
Publication date	May 2018
Original source	worldbank.org
Website URL	<a href="#">visit the website</a>

### Notes:

n.a.

[Back to statistic](#)

# Azerbaijan: Fertility rate from 2006 to 2016

## Fertility rate in Azerbaijan 2016

### Source and methodology information

Source(s)	World Bank
Conducted by	World Bank
Survey period	2006 to 2016
Region(s)	Azerbaijan
Number of respondents	<i>n.a.</i>
Age group	<i>n.a.</i>
Special characteristics	<i>n.a.</i>
Published by	World Bank
Publication date	May 2018
Original source	worldbank.org
Website URL	<a href="#">visit the website</a>

### Notes:

n.a.

[Back to statistic](#)



# Azerbaijan: Life expectancy at birth from 2006 to 2016

Life expectancy at birth in Azerbaijan 2016

## Source and methodology information

Source(s)	World Bank
Conducted by	World Bank
Survey period	2006 to 2016
Region(s)	Azerbaijan
Number of respondents	<i>n.a.</i>
Age group	<i>n.a.</i>
Special characteristics	<i>n.a.</i>
Published by	World Bank
Publication date	May 2018
Original source	worldbank.org
Website URL	<a href="#">visit the website</a>

## Notes:

n.a.

[Back to statistic](#)

# Azerbaijan: Age structure from 2006 to 2016

## Age structure in Azerbaijan 2016

### Source and methodology information

Source(s)	World Bank
Conducted by	World Bank
Survey period	2006 to 2016
Region(s)	Azerbaijan
Number of respondents	<i>n.a.</i>
Age group	<i>n.a.</i>
Special characteristics	<i>n.a.</i>
Published by	World Bank
Publication date	May 2018
Original source	worldbank.org
Website URL	<a href="#">visit the website</a>

### Notes:

Figures have been rounded.

[Back to statistic](#)

# Azerbaijan: Average age of the population from 1950 to 2050\* (median age in years)

Median age of the population in Azerbaijan from 1950 to 2050

## Source and methodology information

Source(s)	United Nations
Conducted by	United Nations
Survey period	1950 to 2050*
Region(s)	Azerbaijan
Number of respondents	<i>n.a.</i>
Age group	<i>n.a.</i>
Special characteristics	<i>n.a.</i>
Published by	United Nations
Publication date	July 2016
Original source	World Population Prospects: The 2017 Revision Population Database
Website URL	<a href="#">visit the website</a>

## Notes:

\*Forecast.

[Back to statistic](#)

# Azerbaijan: Death rate from 2006 to 2016 (in deaths per 1,000 inhabitants)

## Death rate in Azerbaijan 2016

### Source and methodology information

Source(s)	World Bank
Conducted by	World Bank
Survey period	2006 to 2016
Region(s)	Azerbaijan
Number of respondents	<i>n.a.</i>
Age group	<i>n.a.</i>
Special characteristics	<i>n.a.</i>
Published by	World Bank
Publication date	May 2018
Original source	worldbank.org
Website URL	<a href="#">visit the website</a>

### Notes:

According to source: "Death rate, crude (per 1,000 people)"

[Back to statistic](#)

# Azerbaijan: Infant mortality rate from 2006 to 2016 (in deaths per 1,000 live births)

## Infant mortality rate in Azerbaijan 2016

### Source and methodology information

Source(s)	World Bank
Conducted by	World Bank
Survey period	2006 to 2016
Region(s)	Azerbaijan
Number of respondents	<i>n.a.</i>
Age group	<i>n.a.</i>
Special characteristics	<i>n.a.</i>
Published by	World Bank
Publication date	May 2018
Original source	worldbank.org
Website URL	<a href="#">visit the website</a>

### Notes:

n.a.

[Back to statistic](#)

# Azerbaijan: Urbanization from 2006 to 2016

## Urbanization in Azerbaijan 2016

### Source and methodology information

Source(s)	World Bank
Conducted by	World Bank
Survey period	2006 to 2016
Region(s)	Azerbaijan
Number of respondents	<i>n.a.</i>
Age group	<i>n.a.</i>
Special characteristics	<i>n.a.</i>
Published by	World Bank
Publication date	May 2018
Original source	worldbank.org
Website URL	<a href="#">visit the website</a>

### Notes:

n.a.

[Back to statistic](#)

# Azerbaijan: Literacy rate from 2007 to 2016, total and by gender

## Literacy rate in Azerbaijan 2016

### Source and methodology information

Source(s)	World Bank
Conducted by	World Bank
Survey period	2007 to 2016
Region(s)	Azerbaijan
Number of respondents	<i>n.a.</i>
Age group	<i>n.a.</i>
Special characteristics	<i>n.a.</i>
Published by	World Bank
Publication date	July 2018
Original source	worldbank.org
Website URL	<a href="#">visit the website</a>

### Notes:

The source does not provide any data for 2008.

[Back to statistic](#)

# Azerbaijan: Gross domestic product (GDP) in current prices from 2012 to 2022 (in billion U.S. dollars)

## Gross domestic product (GDP) in Azerbaijan 2022

### Source and methodology information

Source(s)	IMF
Conducted by	IMF
Survey period	2012 to 2016
Region(s)	Azerbaijan
Number of respondents	<i>n.a.</i>
Age group	<i>n.a.</i>
Special characteristics	<i>n.a.</i>
Published by	IMF
Publication date	April 2018
Original source	imf.org
Website URL	<a href="#">visit the website</a>

### Notes:

\* Estimate. Figures have been rounded for better understanding of the statistic.

[Back to statistic](#)



# Azerbaijan: Gross domestic product (GDP) per capita in current prices from 2012 to 2022 (in U.S. dollars)

## Gross domestic product (GDP) per capita in Azerbaijan 2022

### Source and methodology information

Source(s)	IMF
Conducted by	IMF
Survey period	2012 to 2015
Region(s)	Azerbaijan
Number of respondents	<i>n.a.</i>
Age group	<i>n.a.</i>
Special characteristics	<i>n.a.</i>
Published by	IMF
Publication date	April 2018
Original source	imf.org
Website URL	<a href="#">visit the website</a>

### Notes:

\* Estimate. The values have been rounded to provide a better understanding of the statistic.

[Back to statistic](#)

# Azerbaijan: Growth rate of the real gross domestic product (GDP) from 2012 to 2022 (compared to the previous year)

Gross domestic product (GDP) growth rate in Azerbaijan 2022

## Source and methodology information

Source(s)	IMF
Conducted by	IMF
Survey period	2012 to 2016
Region(s)	Azerbaijan
Number of respondents	<i>n.a.</i>
Age group	<i>n.a.</i>
Special characteristics	<i>n.a.</i>
Published by	IMF
Publication date	April 2018
Original source	imf.org
Website URL	<a href="#">visit the website</a>

## Notes:

\* Estimate. Values have been rounded.

[Back to statistic](#)

# Azerbaijan: Share in global gross domestic product (GDP) adjusted for Purchasing Power Parity (PPP) from 2012 to 2022

Azerbaijan: Share in global GDP adjusted for PPP 2022

## Source and methodology information

Source(s)	IMF
Conducted by	IMF
Survey period	2012 to 2016
Region(s)	Azerbaijan
Number of respondents	<i>n.a.</i>
Age group	<i>n.a.</i>
Special characteristics	<i>n.a.</i>
Published by	IMF
Publication date	April 2018
Original source	imf.org
Website URL	<a href="#">visit the website</a>

## Notes:

\* Estimates. Values have been rounded to provide a better understanding of the statistic.

[Back to statistic](#)

# Azerbaijan: Share of economic sectors in the gross domestic product (GDP) from 2007 to 2017

## Share of economic sectors in the GDP in Azerbaijan 2017

### Source and methodology information

Source(s)	World Bank
Conducted by	World Bank
Survey period	2007 to 2017
Region(s)	Azerbaijan
Number of respondents	<i>n.a.</i>
Age group	<i>n.a.</i>
Special characteristics	<i>n.a.</i>
Published by	World Bank
Publication date	July 2018
Original source	worldbank.org
Website URL	<a href="#">visit the website</a>

### Notes:

Figures have been rounded.

[Back to statistic](#)

# Azerbaijan: Distribution of employment by economic sector from 2007 to 2017

## Employment by economic sector in Azerbaijan 2017

### Source and methodology information

Source(s)	World Bank
Conducted by	World Bank
Survey period	2007 to 2017
Region(s)	Azerbaijan
Number of respondents	<i>n.a.</i>
Age group	<i>n.a.</i>
Special characteristics	<i>n.a.</i>
Published by	World Bank
Publication date	May 2018
Original source	worldbank.org
Website URL	<a href="#">visit the website</a>

### Notes:

n.a.

[Back to statistic](#)

# Azerbaijan: Unemployment rate from 2007 to 2017

## Unemployment rate in Azerbaijan 2017

### Source and methodology information

Source(s)	World Bank
Conducted by	World Bank
Survey period	2007 to 2017
Region(s)	Azerbaijan
Number of respondents	<i>n.a.</i>
Age group	<i>n.a.</i>
Special characteristics	<i>n.a.</i>
Published by	World Bank
Publication date	May 2018
Original source	worldbank.org
Website URL	<a href="#">visit the website</a>

### Notes:

Figures have been rounded. All figures are modeled ILO estimates.

[Back to statistic](#)

# Azerbaijan: Youth unemployment rate from 2007 to 2017

## Youth unemployment rate in Azerbaijan in 2017

### Source and methodology information

Source(s)	World Bank
Conducted by	World Bank; ILO
Survey period	2007 to 2017
Region(s)	Azerbaijan
Number of respondents	<i>n.a.</i>
Age group	15-24 years
Special characteristics	<i>n.a.</i>
Published by	World Bank
Publication date	May 2018
Original source	worldbank.org
Website URL	<a href="#">visit the website</a>

### Notes:

Figures have been rounded. According to the source, the data are ILO estimates.

[Back to statistic](#)

# Azerbaijan: Inflation rate from 2012 to 2022 (compared to the previous year)

## Inflation rate in Azerbaijan 2022

### Source and methodology information

Source(s)	IMF
Conducted by	IMF
Survey period	2012 to 2017
Region(s)	Azerbaijan
Number of respondents	<i>n.a.</i>
Age group	<i>n.a.</i>
Special characteristics	<i>n.a.</i>
Published by	IMF
Publication date	April 2018
Original source	imf.org
Website URL	<a href="#">visit the website</a>

### Notes:

\* Estimate. Figures have been rounded.

[Back to statistic](#)



# Azerbaijan: Import of goods from 2007 to 2017 (in billion U.S. dollars)

## Import of goods to Azerbaijan 2017

### Source and methodology information

Source(s)	WTO
Conducted by	WTO
Survey period	2007 to 2017
Region(s)	Azerbaijan
Number of respondents	<i>n.a.</i>
Age group	<i>n.a.</i>
Special characteristics	<i>n.a.</i>
Published by	WTO
Publication date	April 2018
Original source	wto.org
Website URL	<a href="#">visit the website</a>

### Notes:

The values have been rounded to provide a better understanding of the statistic.

[Back to statistic](#)

# Azerbaijan: Main import partners in 2017

## Most important import partners of Azerbaijan 2017

### Source and methodology information

Source(s)	CIA
Conducted by	CIA
Survey period	2017
Region(s)	Azerbaijan
Number of respondents	<i>n.a.</i>
Age group	<i>n.a.</i>
Special characteristics	<i>n.a.</i>
Published by	CIA
Publication date	August 2018
Original source	<a href="#">cia.gov</a>
Website URL	<a href="#">visit the website</a>

### Notes:

n.a.

[Back to statistic](#)

# Azerbaijan: Export of goods from 2007 to 2017 (in billion U.S. dollars)

Export of goods to Azerbaijan 2017

## Source and methodology information

Source(s)	WTO
Conducted by	WTO
Survey period	2007 to 2017
Region(s)	Azerbaijan
Number of respondents	<i>n.a.</i>
Age group	<i>n.a.</i>
Special characteristics	<i>n.a.</i>
Published by	WTO
Publication date	April 2018
Original source	wto.org
Website URL	<a href="#">visit the website</a>

## Notes:

The values have been rounded to provide a better understanding of the statistic.

[Back to statistic](#)

# Azerbaijan: Main export partners in 2017

Most important export partners for Azerbaijan in 2017

## Source and methodology information

Source(s)	CIA
Conducted by	CIA
Survey period	2017
Region(s)	Azerbaijan
Number of respondents	<i>n.a.</i>
Age group	<i>n.a.</i>
Special characteristics	<i>n.a.</i>
Published by	CIA
Publication date	August 2018
Original source	<a href="#">cia.gov</a>
Website URL	<a href="#">visit the website</a>

## Notes:

n.a.

[Back to statistic](#)

# Azerbaijan: Trade balance from 2007 to 2017 (in billion U.S. dollars)

## Trade balance of Azerbaijan 2017

### Source and methodology information

Source(s)	WTO
Conducted by	WTO
Survey period	2007 to 2017
Region(s)	Azerbaijan
Number of respondents	<i>n.a.</i>
Age group	<i>n.a.</i>
Special characteristics	<i>n.a.</i>
Published by	WTO
Publication date	April 2018
Original source	wto.org
Website URL	<a href="#">visit the website</a>

### Notes:

The values have been rounded to provide a better understanding of the statistic.

[Back to statistic](#)

# Azerbaijan: National debt from 2012 to 2022 (in billion U.S. dollars)

## National debt of Azerbaijan 2022

### Source and methodology information

Source(s)	IMF
Conducted by	IMF
Survey period	2012 to 2015
Region(s)	Azerbaijan
Number of respondents	<i>n.a.</i>
Age group	<i>n.a.</i>
Special characteristics	<i>n.a.</i>
Published by	IMF
Publication date	April 2018
Original source	imf.org
Website URL	<a href="#">visit the website</a>

### Notes:

\* Estimate. Values have been rounded for better understanding of the statistic. Exchange rate as of May 23, 2018, 1 AZN = 0.588235 U.S. dollar

[Back to statistic](#)

# Azerbaijan: National debt in relation to gross domestic product (GDP) from 2012 to 2022

National debt of Azerbaijan in relation to gross domestic product (GDP) 2022\*

## Source and methodology information

Source(s)	IMF
Conducted by	IMF
Survey period	2012 to 2015
Region(s)	Azerbaijan
Number of respondents	<i>n.a.</i>
Age group	<i>n.a.</i>
Special characteristics	<i>n.a.</i>
Published by	IMF
Publication date	April 2018
Original source	imf.org
Website URL	<a href="#">visit the website</a>

## Notes:

\* Estimate. Figures have been rounded.

[Back to statistic](#)

# Azerbaijan: Ratio of military spending to gross domestic product (GDP) from 2006 to 2016

Ratio of military expenditure to gross domestic product (GDP) in Azerbaijan 2016

## Source and methodology information

Source(s)	World Bank
Conducted by	World Bank
Survey period	2006 to 2016
Region(s)	Azerbaijan
Number of respondents	<i>n.a.</i>
Age group	<i>n.a.</i>
Special characteristics	<i>n.a.</i>
Published by	World Bank
Publication date	May 2018
Original source	worldbank.org
Website URL	<a href="#">visit the website</a>

## Notes:

Figures have been rounded.

[Back to statistic](#)



# Azerbaijan: Ratio of government expenditure to gross domestic product (GDP) from 2012 to 2022

## Ratio of government expenditure to gross domestic product (GDP) in Azerbaijan 2022

### Source and methodology information

Source(s)	IMF
Conducted by	IMF
Survey period	2012 to 2015
Region(s)	Azerbaijan
Number of respondents	<i>n.a.</i>
Age group	<i>n.a.</i>
Special characteristics	<i>n.a.</i>
Published by	IMF
Publication date	April 2018
Original source	imf.org
Website URL	<a href="#">visit the website</a>

### Notes:

\* Estimate. Values have been rounded to provide a better understanding of the statistic.

[Back to statistic](#)

# Azerbaijan: Budget balance between 2012 to 2022 in relation to GDP

Azerbaijan's budget balance in relation to GDP 2022

## Source and methodology information

Source(s)	IMF
Conducted by	IMF
Survey period	2012 to 2015
Region(s)	Azerbaijan
Number of respondents	<i>n.a.</i>
Age group	<i>n.a.</i>
Special characteristics	<i>n.a.</i>
Published by	IMF
Publication date	April 2018
Original source	imf.org
Website URL	<a href="#">visit the website</a>

## Notes:

\* Estimation. The values have been rounded to provide a better understanding of the statistic.

[Back to statistic](#)